


Beginning Dance Lessons

Supplemental
Kindergarten Worksheets
Phonics Dance Style



Ginny A. Dowd



Let's Dance to the Alphabet K Style

Table of Contents



Getting Started

High expectations

Page 6

Let's cast a spell

Page 7



Sound Attack - Alphabet Fun!

Pages 8 - 418

How do I use the worksheets?

Page 8

Let's learn the letter names and sounds!

Aa pages 9 - 25

Nn pages 197 - 208

Bb pages 26 - 38

Oo pages 209 - 225

Cc pages 39 - 51

Pp pages 226 - 236

Dd pages 52 - 66

Qq pages 237 - 252

Ee pages 67 - 78

Rr pages 253 - 265

Ff pages 79 - 92

Ss pages 266 - 282

Gg pages 93 - 106

Tt pages 283 - 300

Hh pages 107 - 121

Uu pages 301 - 318

Ii pages 122 - 134

Vv pages 319 - 340

Jj pages 135 - 146

Ww pages 341 - 358

Kk pages 147 - 164

Xx pages 359 - 372

Ll pages 165 - 179

Yy pages 373 - 391

Mm pages 180 - 196

Zz pages 392 - 418



Extension Lessons Pages 419 - 455

Worksheets for Whole Group, Partners, or Individuals

Sky, Grass, or Dirt? Letter Positions pages 421 - 422

Identifying Sounds:

Let's play a yes or no game! pages 423 - 424



Extension Lessons

Is it a letter? Is it a number?	pages 425 - 431
Let's make letter creatures!	page 432
Classroom Letter Hunts and Word Hunts	pages 433 - 434
Which word is the longest or shortest?	pages 435 - 436
Beginning, Middle, or Ending Sound Game	pages 437 - 438
The Name Game (What's your name's beginning sound?)	page 439
Segmenting and Blending	pages 440 - 441
When do I use capital letters?	page 442
What's my sentence stopper?	page 442
How do I tell the difference between Fiction and Non-Fiction Stories?	page 443
What are opposites?	page 444
What are synonyms?	pages 445 - 446
Let's count letters!	pages 447 - 448
Attribute Classroom Hunts	pages 449 - 451
When do I use capital I?	pages 452 - 453
An I Like It Story	pages 454 - 455





Let's Dance!


Supplemental Kindergarten Worksheets

This manual is designed to provide supplemental lessons for each letter in the alphabet. You will notice that the worksheets are similar to those in the Beginning Dance Lessons manual.

Beyond the worksheets you will find modules that enhance each letter in a more hands on fun way. You know, the way kindergarten was taught twenty years ago.




For example: Your kindergarten students are learning the short a vowel sound. Let's make apple prints! Do you want to play animal charades? Let's categorize: Is Abby happy or sad?



A - a - a! Abby is sad!

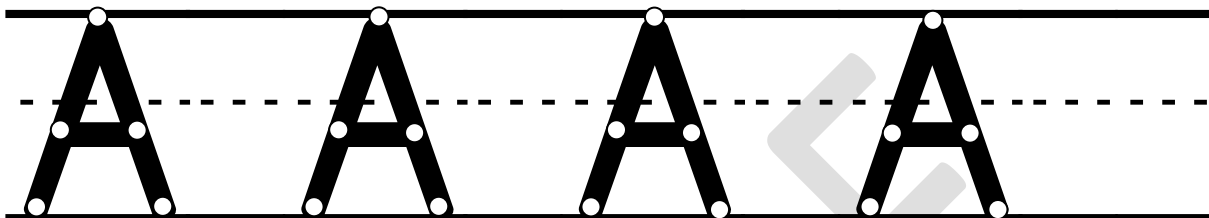
A a A a



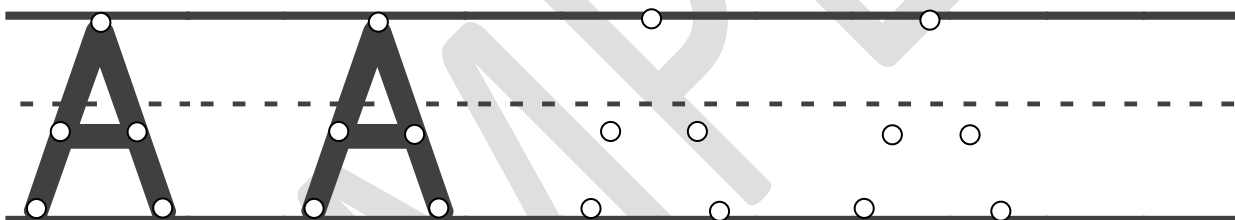
Name _____

Abby is a special name. Big A is a capital letter.

Abby wants you to follow your teacher's instructions and trace capital A.

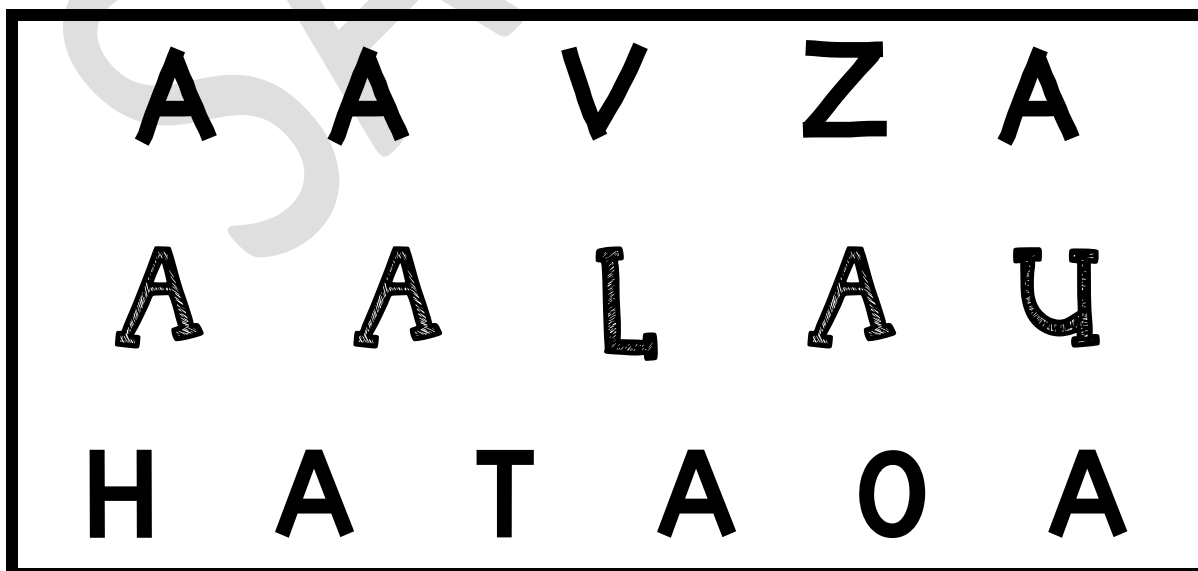



Abby wants you to write capital A!



Abby wants you to be a big A detective!

Circle capital A in purple and say its sound.



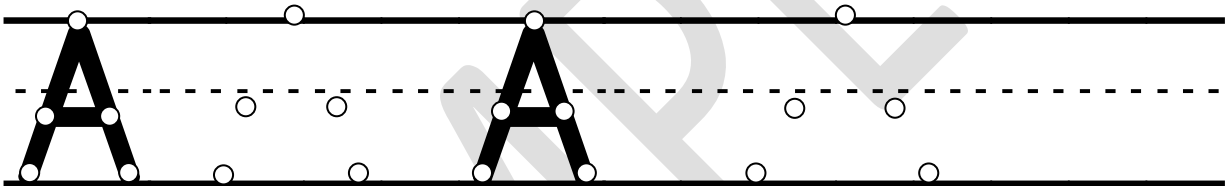
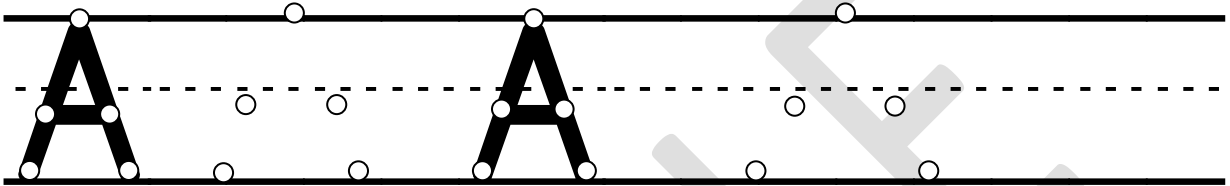


Name _____

Abby is a special name.

Big A is a capital letter!

Abby wants you to trace big A and then write it on your own. Follow the pattern!




Abby wants you to be a capital A detective!

Circle capital A in pink and say its sound.


C A A B Z A A E

Can you circle capital A?

Abby wants you to read her sentence!

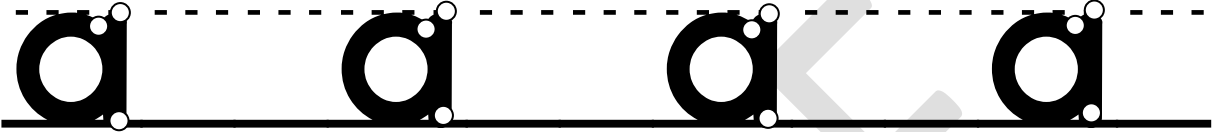


Abby is happy.



Name _____

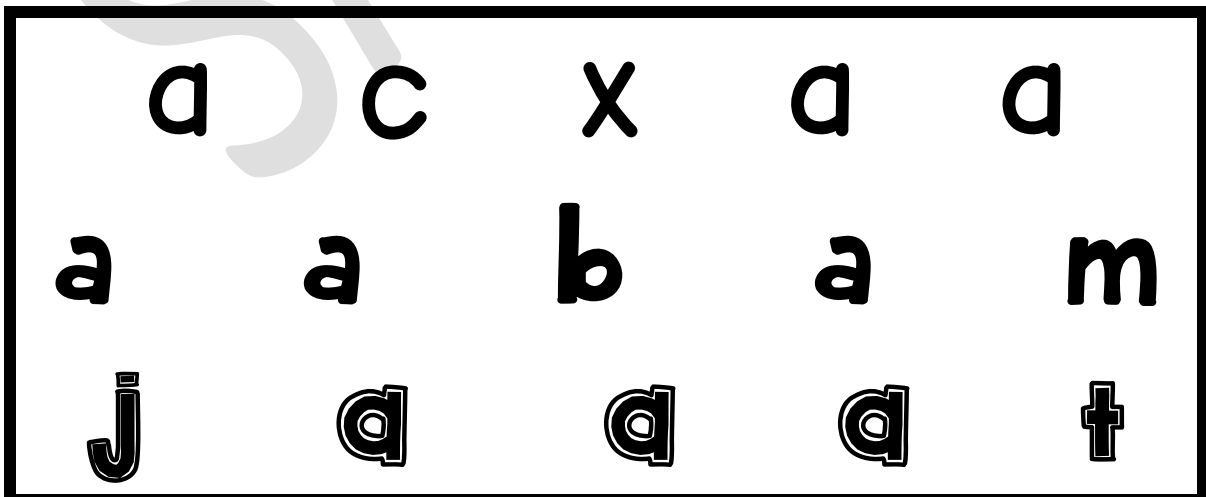
Little a is a lower case letter!
Abby wants you to trace little a!



Abby wants you to write lower case a!



Abby wants you to be a little a
detective! Circle lower case a in red
and say its sound.





Name _____

Little a is a lower case letter!




Abby wants you to trace little a and then write it on your own. Follow the pattern!



Abby wants you to be a lower case a detective!
Circle little a in purple and say its sound.

a a j a d a a m


Abby wants you to read her sentence! Can you circle capital A in red and lower case a in purple?



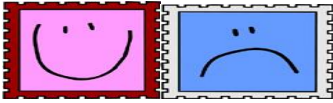
Abby loves alligators.



Letter A Fun!



A a: It's a letter hunt! Let's find capital and lower case a! Pages 15 - 18



Is Abby sad or happy? Page 19



Abby's favorite fruit is an apple! Do you know why? Let's have apple fun! Pages 20 and 21



Let's make animal collages and play animal charades! Page 22



Beginning sound fun! You know Abby's favorite sound! Look at the pictures. Do they start with the short a sound? Pages 23 - 25

A

A

A

A

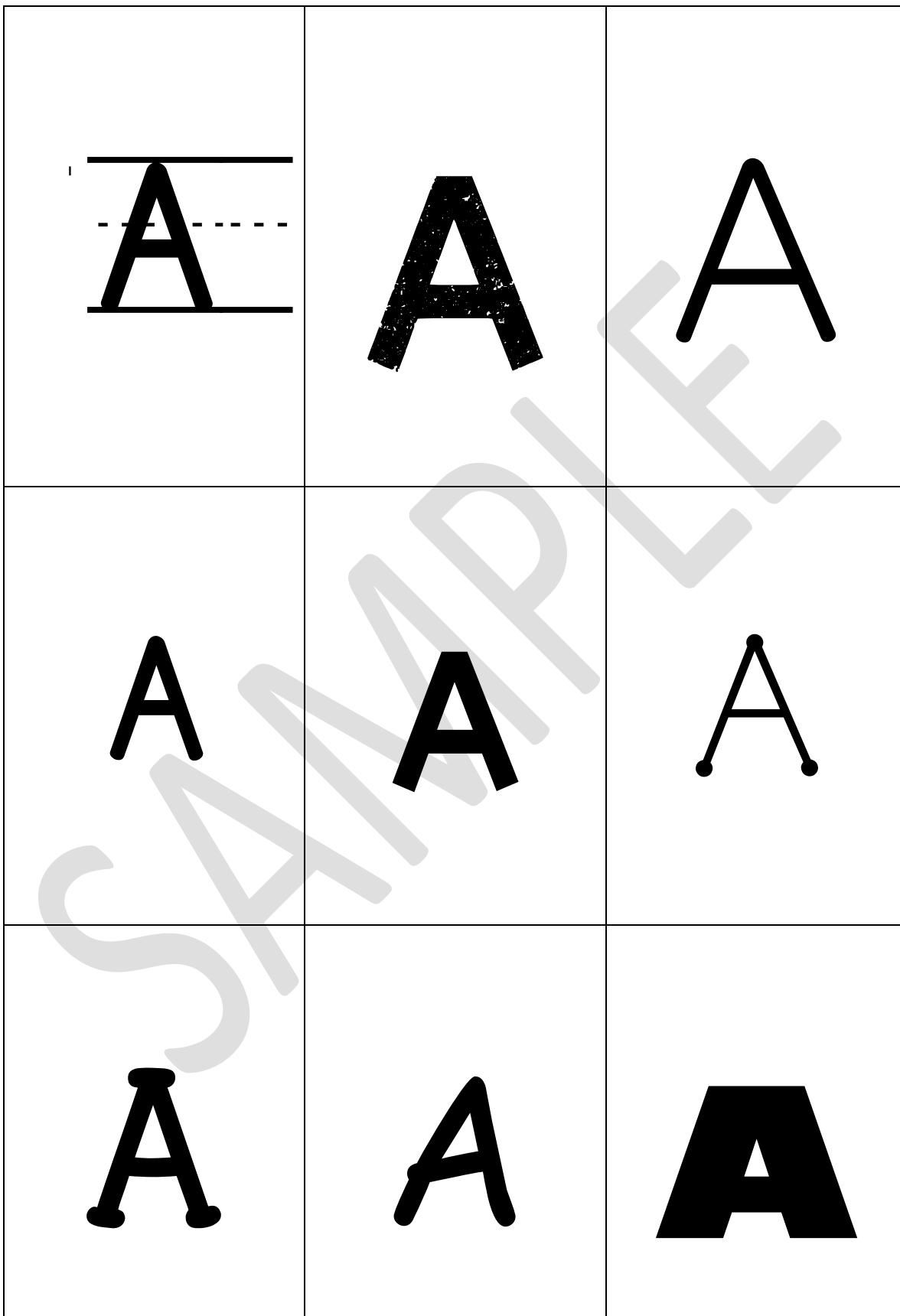
A

A










A

A

A



a	a	a
a	a	a
a	a	a

Is Abby sad or happy?
I will say a sentence. You answer with:

A - a - a. Abby is sad!

A - a - a. Abby is happy!

Abby's dog ran away.

It's Abby's birthday!

Abby is going to the zoo!

Abby fell out of bed.

Abby got a new bike.

Abby's friend asked her to spend the night.

Abby lost her favorite doll.

A bumblebee stung Abby!



Let's have fun with Abby's favorite fruit! Apples!



Materials Needed:

- Apples
- Paper Towels
- Styrofoam Plate, Meat Tray, or Other Shallow Dish
- Construction Paper
- Paint

Instructions:



Cut the apple in half. Experiment with your apples by cutting them different ways. Cut through the top and out the bottom to make a 'traditional' apple print, cut through the middle to make apple 'star' prints.



Fold a paper towel into 4ths and lay it on the bottom of the Styrofoam plate, etc. Pour paint into the center of the paper towel to make it into a stamp pad. I like to use red, green, and yellow paint to represent the different kinds of apples.



Dip the cut side of the apple into the paint. Dab it around on the paper towel to wipe off excess paint, and then press it onto the paper.

You can make a whole collection of apple pictures this way!

Let's look at apple properties and have an apple tasting!



Hand each student an apple. Ask: How does it feel? What shape does it look like? What color is it? Is it hard or soft? Can it roll? Is it flat? Is it round? Discuss the different properties of an apple.




Apple tastings are fun and delicious. Here are two options you can try:

1. Buy different varieties of apples at the store. Cut them into small pieces.
2. Before you start the tasting ask the class if all apples taste the same?
3. Give each of the kids a piece of the first apple. Ask: How does it taste? What does it smell like?
4. Take a drink of water and taste the second apple.
5. Which is the favorite?
6. Do this with the remaining apples.
7. Make an apple graph to show which apple type was the favorite.




Yummy Apple Fun!


Ask the parents of your students to donate an apple product (an apple pie, apple sauce, apple butter, apple bread, or apple crisp). Have an apple celebration as your class tastes all of the different types of food made from apples.



Let's make an animal collage and play animal charades!




Let's have a class discussion about animals. What are your favorite animals? What do you know about them?



Take large bulletin board paper or large construction paper. Pass out magazines and have the kids cut out pictures of different animals.




Glue them together to make an animal collage.



End the lesson with a game of animal charades.

Initial Sound a fun! Three options:


1. Show a picture. Students hold up a yes or no card.
2. Show a picture. Students give thumbs up or down.
3. Cut each picture out and glue it in the correct box!



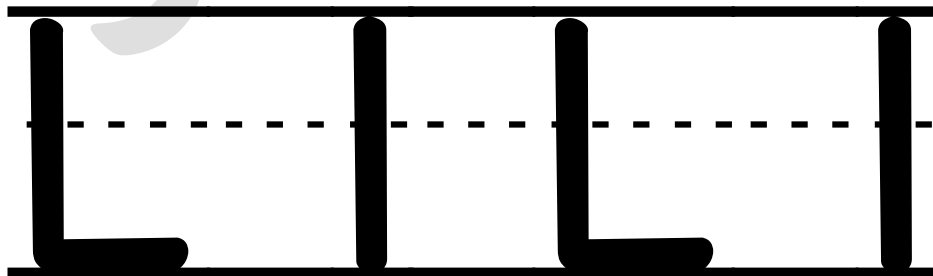
yes	no
-----	----


yes	no
-----	----

yes	no
-----	----



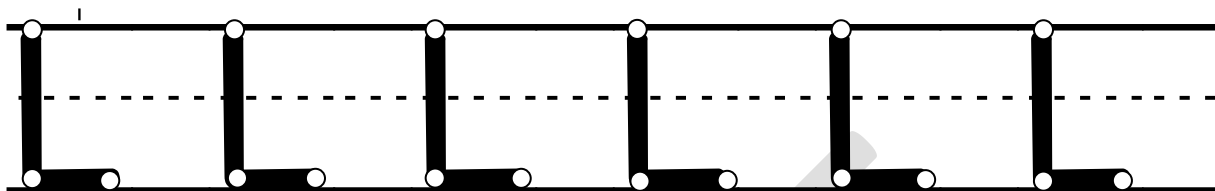
L - l - l is loud lion!



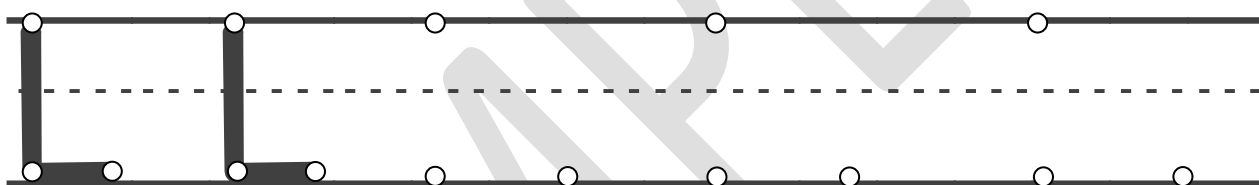


Name _____

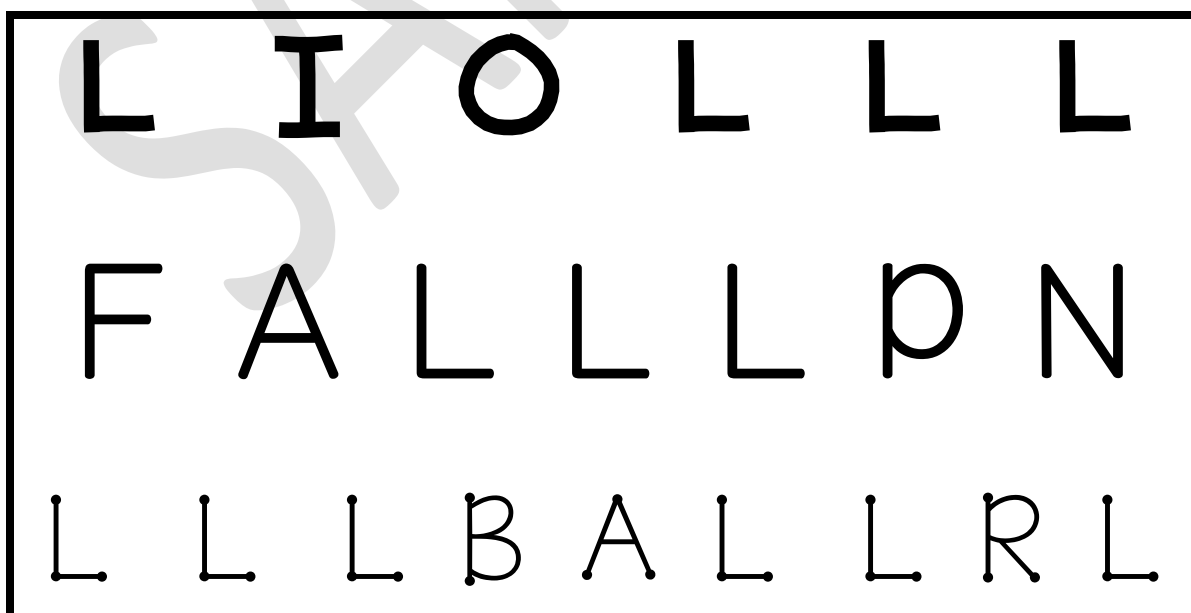
Big L is a capital letter! Leo the loud lion wants you to learn how to write capital L!




Leo the loud lion wants you to write capital L on your own!



Be a loud lion!
Circle capital L in red and say its sound!

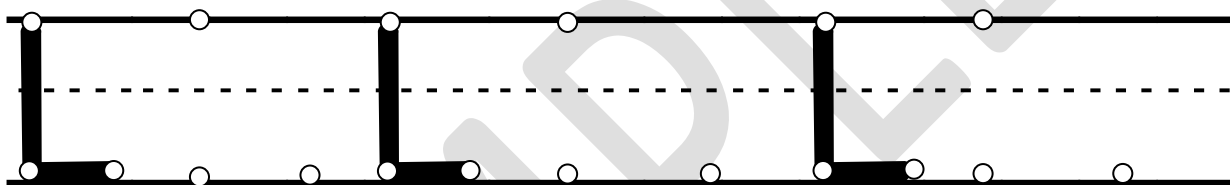
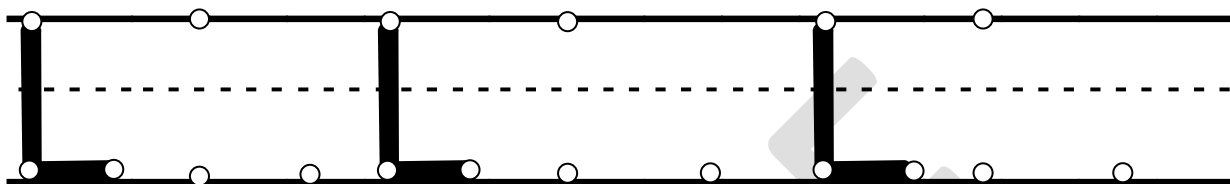




Name _____

Big L is a capital letter! Leo the loud lion wants you to trace big L and then write it on your own.


Follow the pattern!




Leo the loud lion wants you to be a capital L detective!
Circle capital L in blue and say its sound.

L H G I L V C L L

Can you circle capital L in blue?
Let's read this silly sentence!



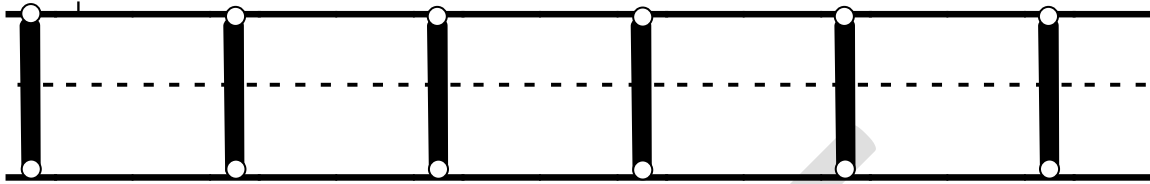
Lions roar, roar, roar!



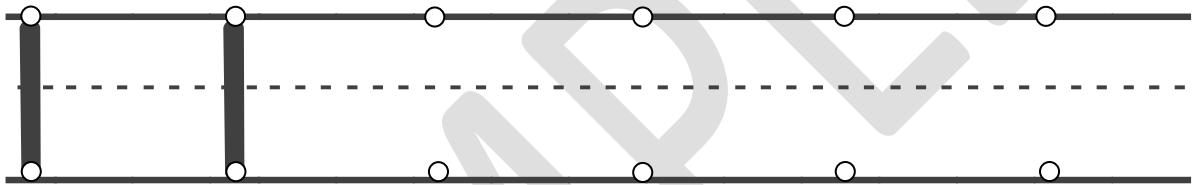
Name _____

Small l is a lower case letter!

Leo the lion wants you to learn how to write lower case l!

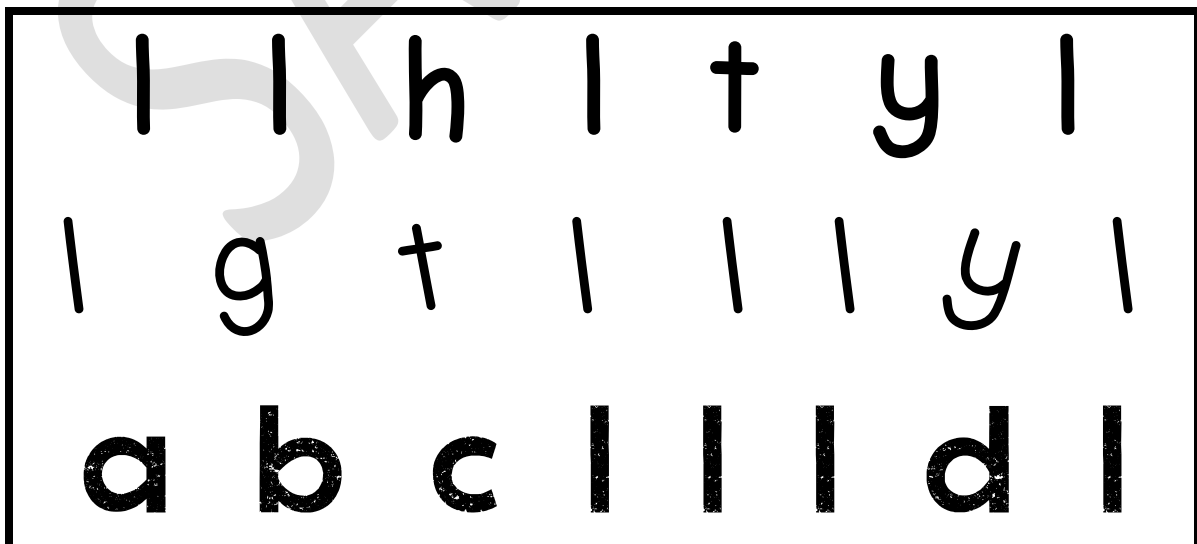


Leo the loud lion wants you to write lower case l on your own!



Leo the lion says it would be lovely if you found little l!

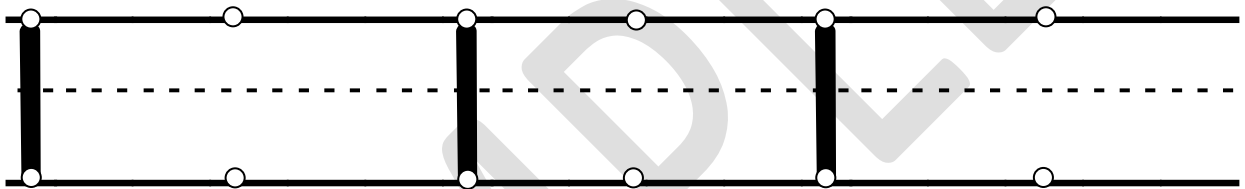
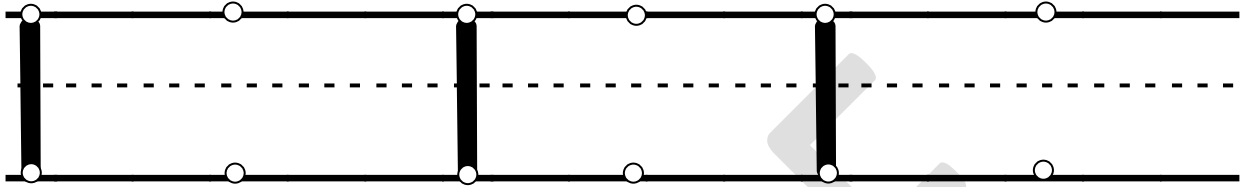
Circle little l in green and say its sound.





Name _____

Little l is a lower case letter! Leo the lion wants you to trace lower case l and then write it on your own. Follow the pattern!





Be a loud lion detective!

Circle lower case l in yellow and say its sound.

d l f l l l g l l i l

Let's read! Can you circle capital L in green and lower case l in yellow.



Lions

love

lollipops.



Letter L Fun!



L | It's a letter hunt! Let's find capital and lower case letter **l**! Pages 171 - 174



sky



grass



dirt

What is the position of each letter? Page 175 - 177



Lake or land? Where would I find these things?
Page 178 - 179



Large or little?

1. Ask the class to bring in things from their house that are little and large.
2. Place them in the middle of the floor. The kids work together to sort them into large and little piles.



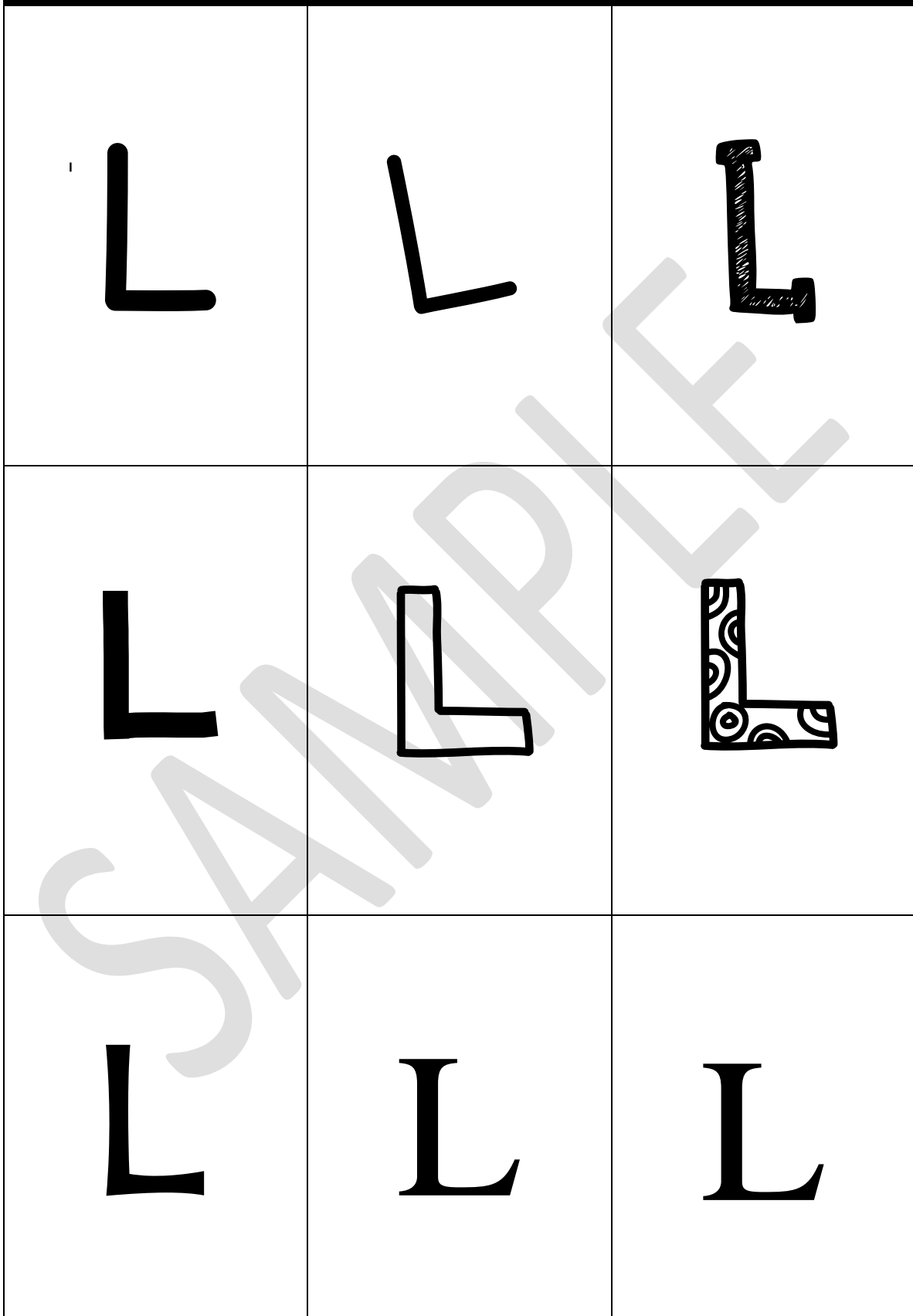
Let's make a leaf collection! Can we sort them by color? Shape? Number of points?

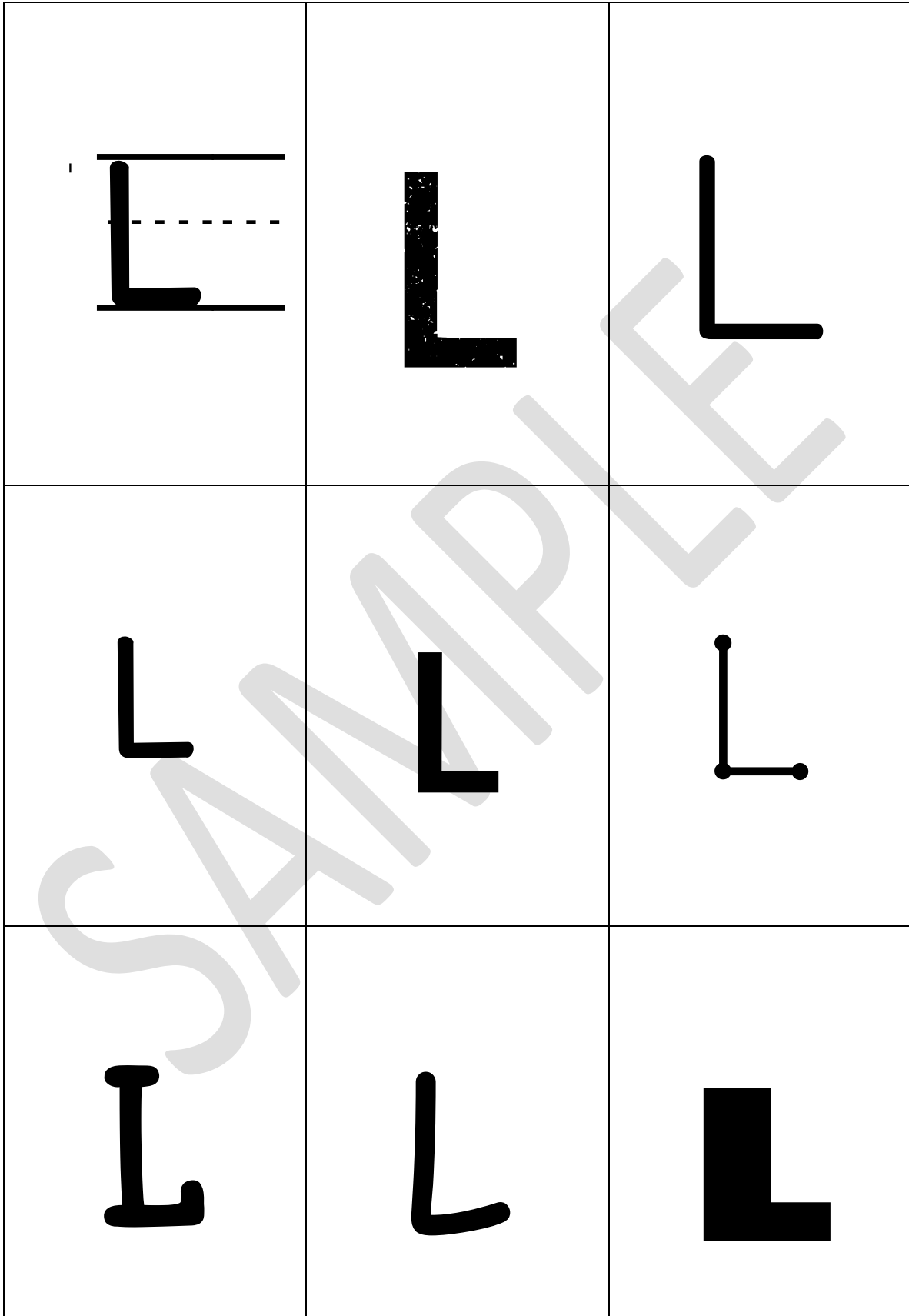


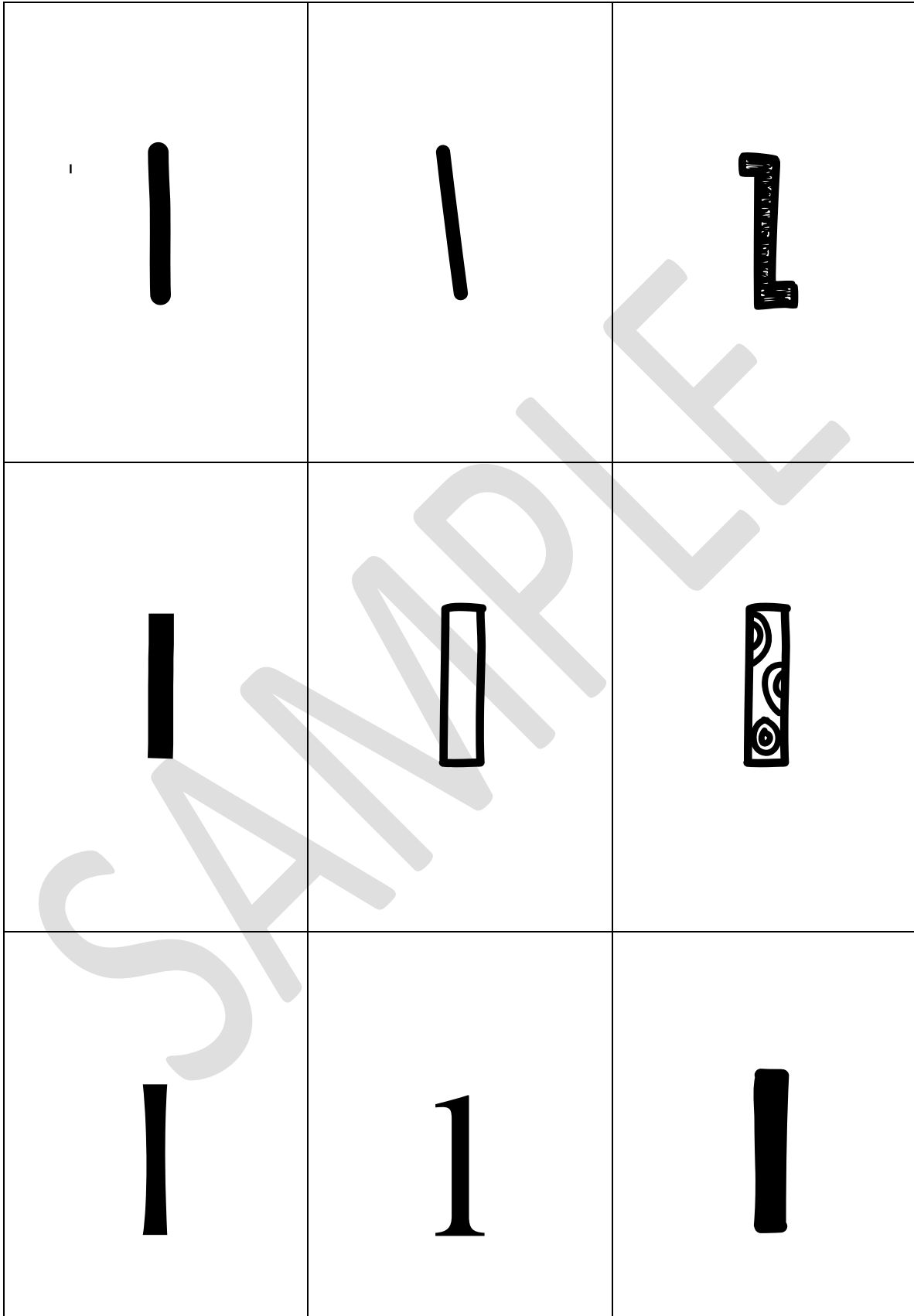
Lettuce is a leaf we can eat! Let's make a salad for lunch and lick lollipops for dessert!

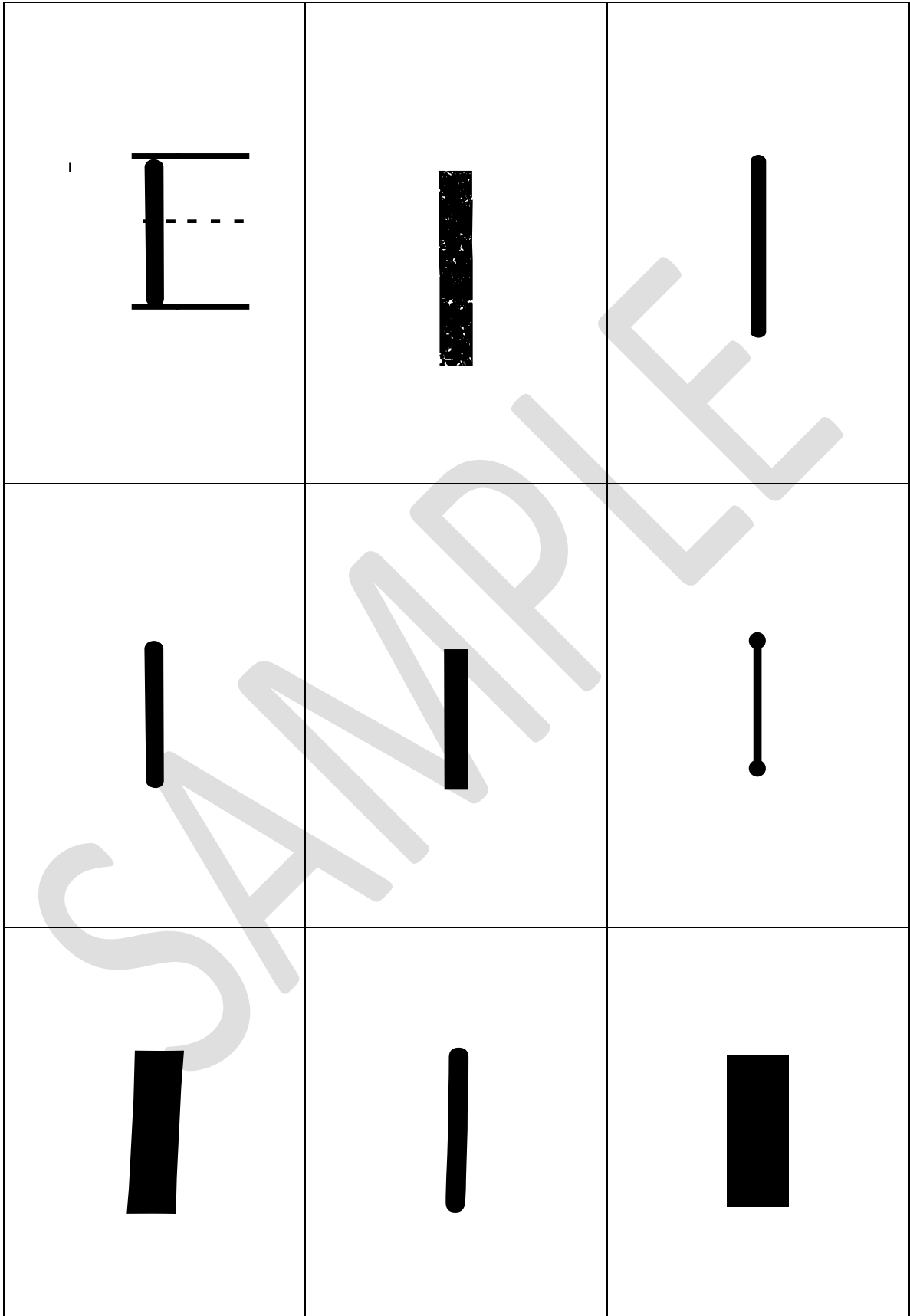


Let's play the listening game. Close your eyes. Listen to the sound. Do you know what it is? Is the sound loud or is the sound soft?









Capital L and lower case l are sky letters! What kind of letter are you?



sky



grass



dirt

--	--	--

Sort these letters into their position on the lines!



sky



grass




dirt

a	L	b
g	C	e
E	j	d
l	e	f
h	i	y

Sort these letters into their position on the lines!

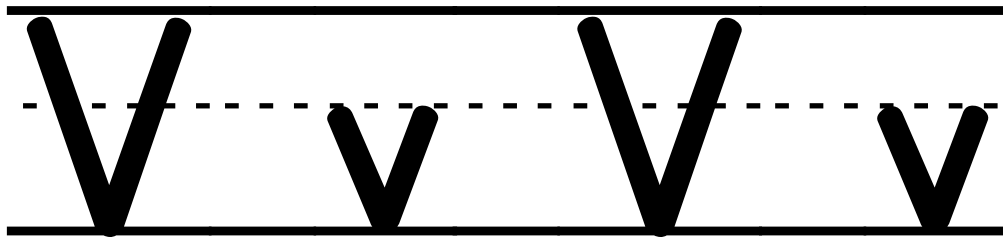
Land or Lake?

Where would you find these things?

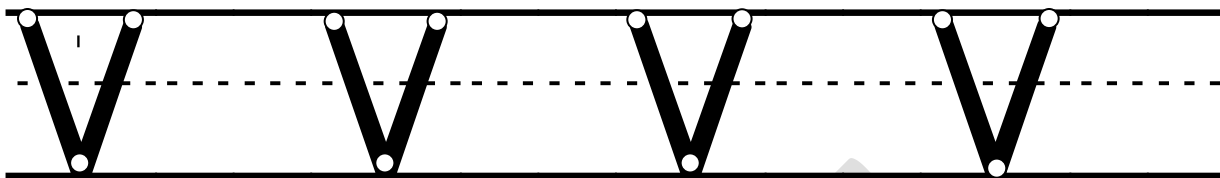




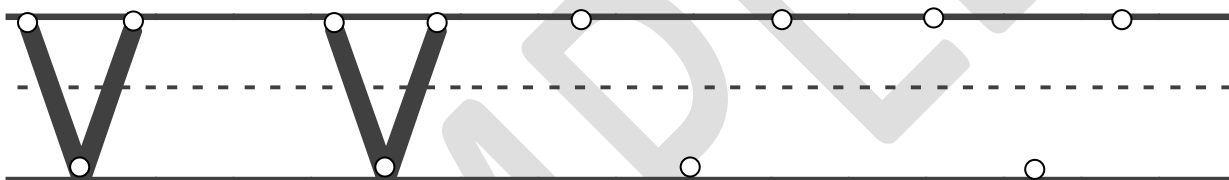
V - v - v is Violin! Violin!



Big V is a capital letter! It will be very nice if you follow instructions and trace capital V!



Show your teacher how very smart you are as you trace and write capital V!



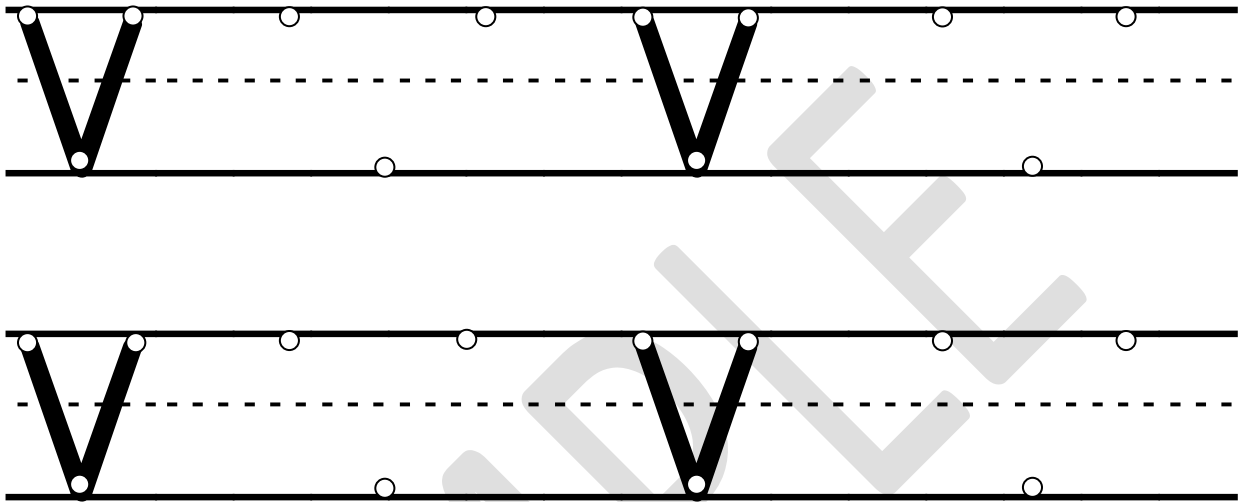
Capital v detectives are very smart!
When you find capital v circle it in violet and say its sound.

V	P	V	D	V	V		
V	V	T	U	V	V		
Q	V	V	V	M	V	V	V



Name _____

Big V is a capital letter! It will be very nice if you trace capital V and then write it on your own.
Follow the pattern!



Capital V detectives at work are very smart!
When you find capital V circle it in violet and say its sound. Why
will you circle capital V in violet?

B V T V A V M V

Circle capital case V in violet. Can you find lower case v?
Let's read this very nice sentence!



Violin! Violins are nice!



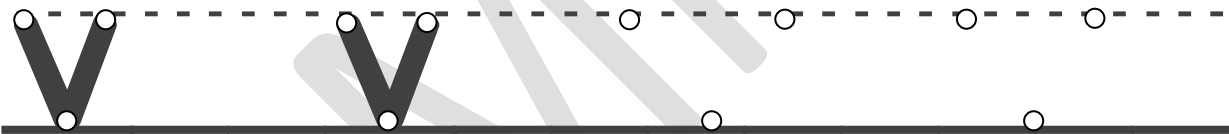
Name _____

Little v is a lower case letter!

Your teacher thinks you are very smart when you trace
and write lower case v!



You are very careful when you trace and write lower
case v!



Lower case v detectives are very smart!

When you find lower case v circle it in yellow and say its sound.


v	u	m	v	v	s	e
v	c	v	v	v	d	v
n	o	v	v	p	v	v



Name _____

Little v is a lower case letter!

Your teacher thinks you are very smart when you trace and write lower case v!




Be a very smart lower case v detective!

When you find lower case v circle it in yellow and say its sound.

r v u v e v i v v

Circle capital V in violet and lower case v in yellow.

You are very smart when you look at the pictures as you read a sentence!



Volcanoes are NOT very nice!



Letter V Fun!



V v: It's a letter hunt! Let's find capital and lower case letter v! Pages 326,



If you didn't make the volcanic eruption when you taught the letter e, this would be a perfect time to do it! Page 78.

A 4 Is it a letter or a number? Do you know the difference? You are very smart, so I am sure you do! Let's sort! Pages 330 - 332



Valentine time! Let's make hearts and design them with tissue paper. Take different colors of tissue paper. Cut them into small squares. Have the class trace hearts onto a white sheets of construction paper. Put glue on small sections of the heart. Glue tissue paper onto the heart. It will look like a patchwork quilt!



Let's learn about produce! Produce is farm food! Is it a veggie or a fruit? What is the difference? Fruits have seeds. Vegetables do not! Can you predict? Pages 333 - 334

Recommended books:

How are you peeling? Foods with moods – Saxton Fryeman

Eating the Alphabet – Fruits and Vegetables from A to Z – Lois Elhert



When you eat a vegetable, are you eating a top or a bottom? Let's predict! Pages 335 - 336

Recommended book: *Tops and Bottoms* – Janet Stevens



Let's make vegetable soup! Ask each child to bring in a specific type of vegetable. Cut them up and put them in a pot with a chicken broth base. Cook for a few hours. Time to eat!

Recommended books:

Growing Vegetable Soup – Lois Elhert

Grandpa's Garden Lunch – Judith Caseley



It's vacation time! Ask the students to bring in pictures of their favorite family vacations and share them with the class!



What are vacations? Where do families go when it is time to relax and get away? Let's pretend we are going to the beach for a class vacation. Let's vote to see what we want to do there! Then we can graph our answers! Pages 337 - 338



Let's have a beach party! We can wear shorts and flip flops. Don't forget your sunglasses! We can limbo and dance to Beach Boys songs. We can look at shells. We can play in sand and try to make sand castles. We can pretend we are surfing and swimming on the waves. Let's eat our lunch on a beach towel!



Is it very good or is it very bad?

Cut out your happy and sad face cards. I will read a sentence and you get to decide if the action is very good (happy card) or very bad (sad card). You can show me what you know by holding the correct picture. This is a cause and effect lesson!

Pages 339 - 340



Let's learn about veterinarians! Let's invite a real vet to our class to tell us all about his job!



Let's read books about vets. Recommended books and videos:

Animal Hospital – Judith Walker Hodge

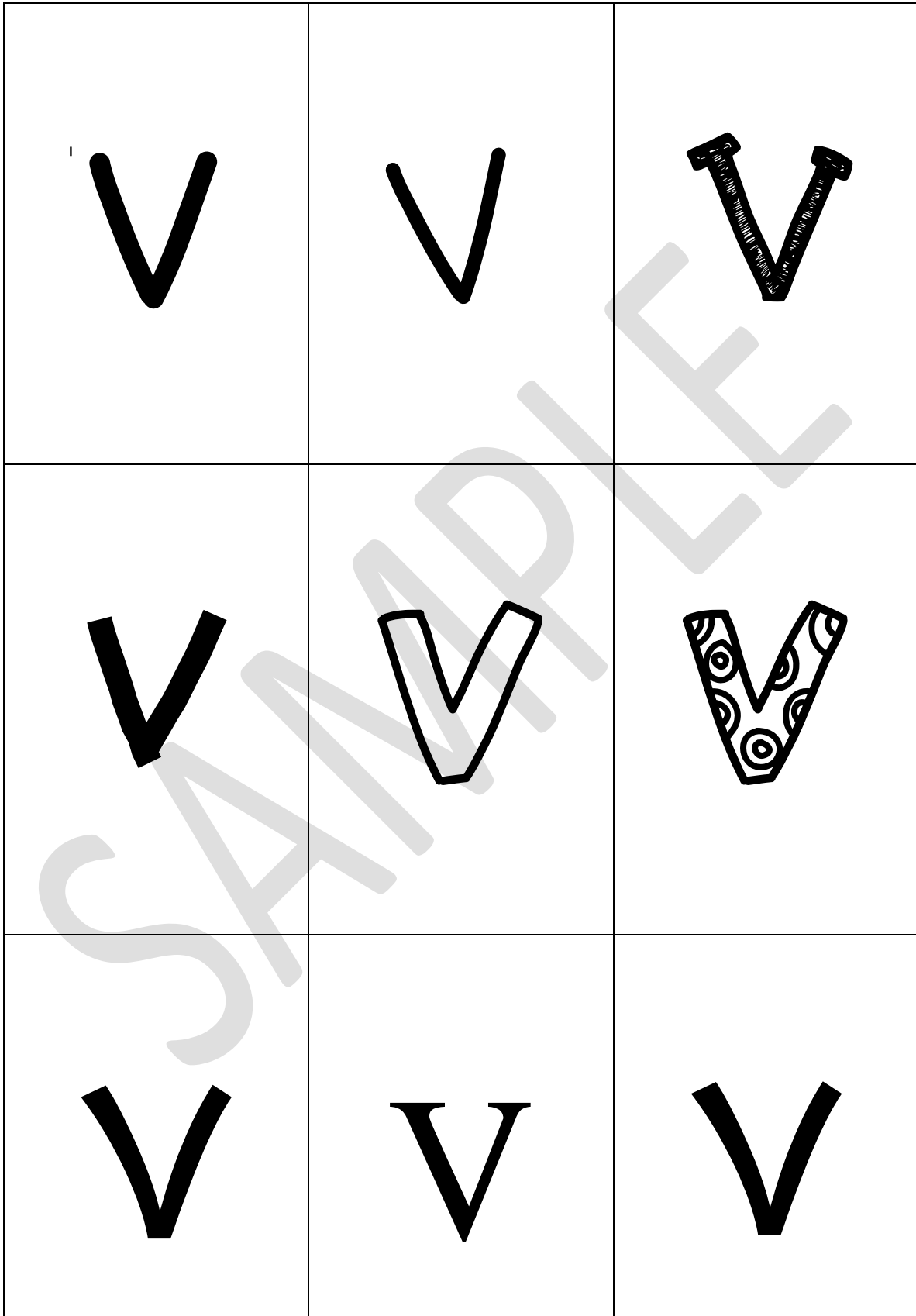
People Who Help Us: Vet – Rebecca Hunter

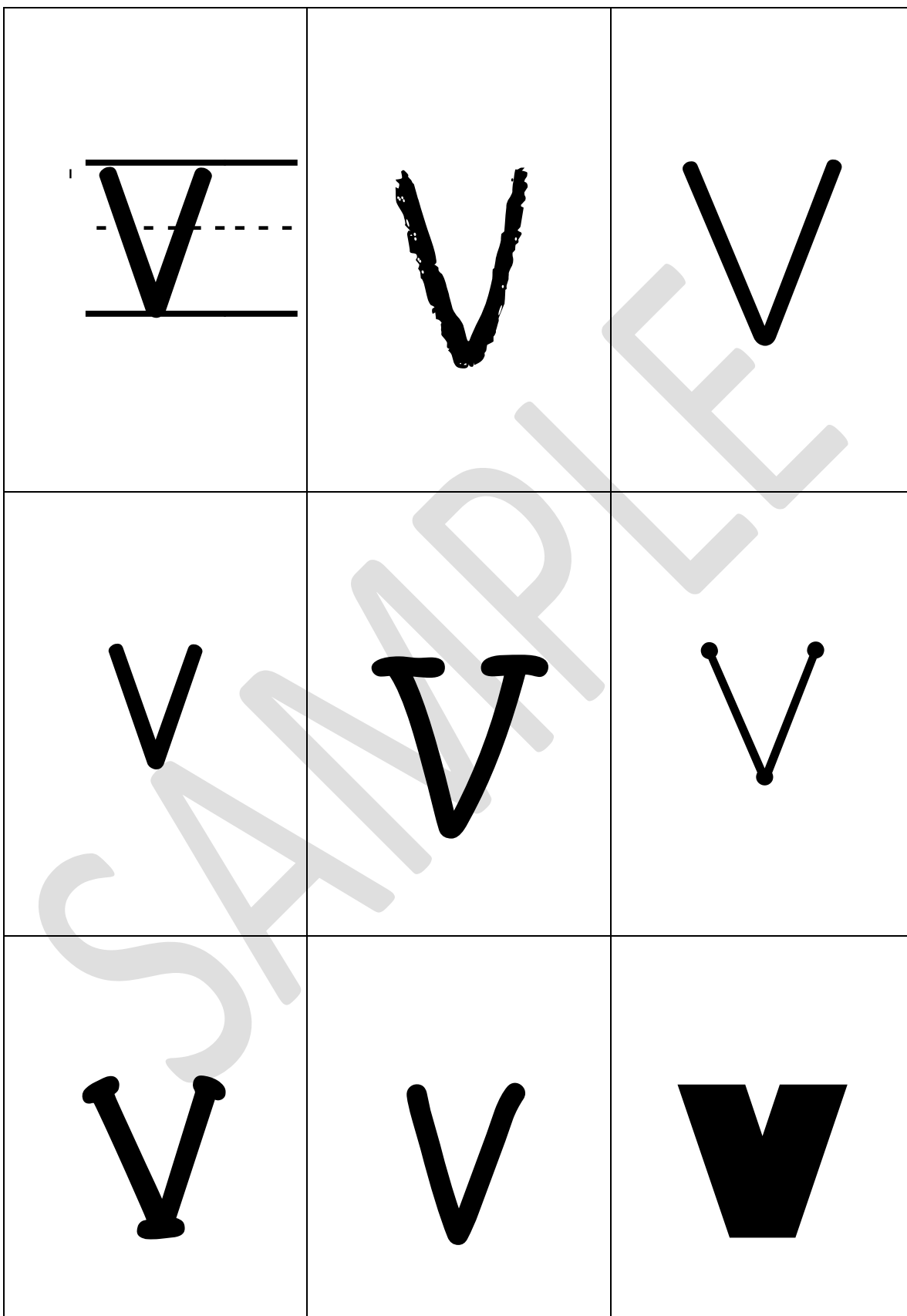
I Want to Be a Veterinarian – Stephanie Maze

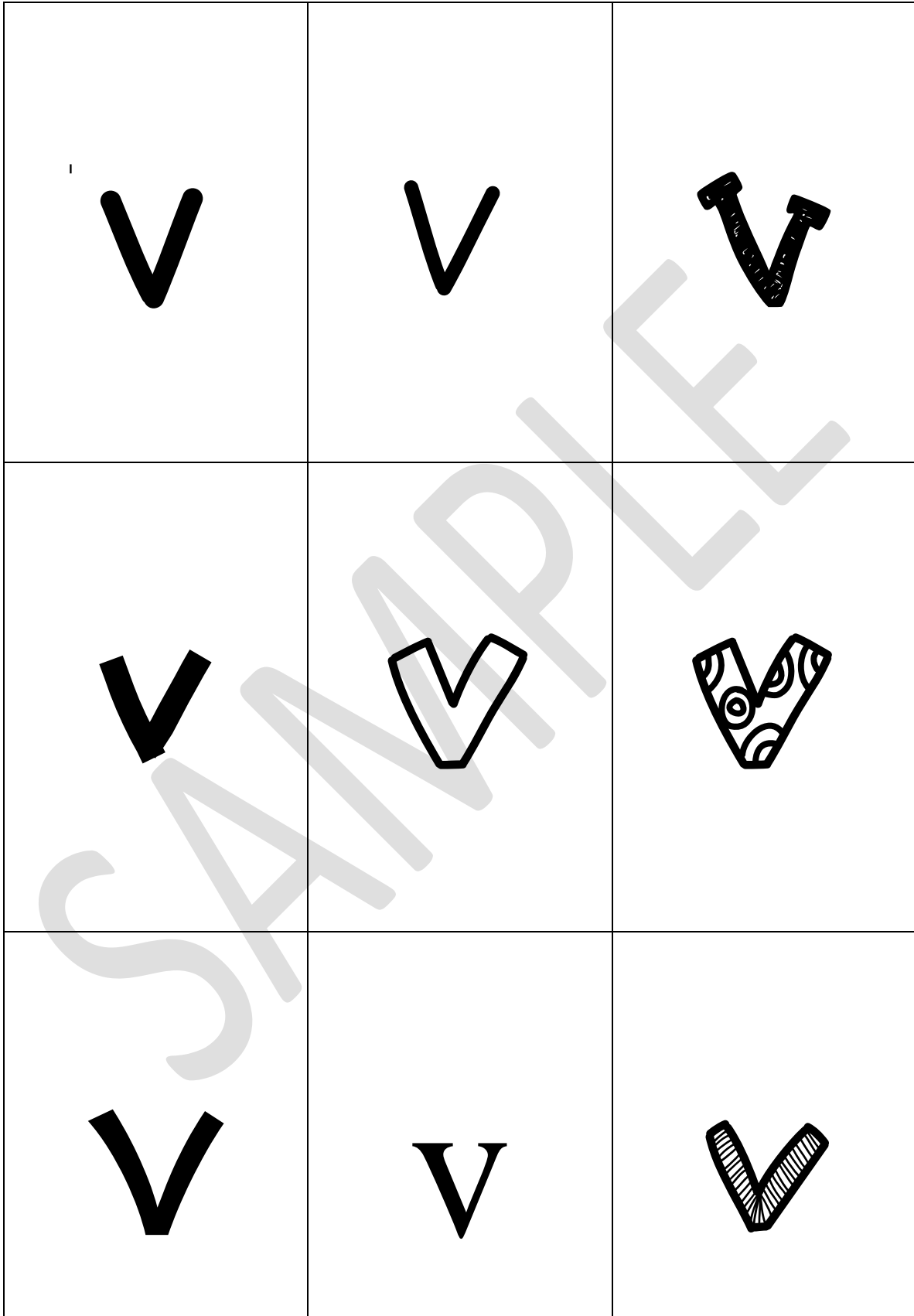
You Tube – A Day in a Life of a Vet




Let's bring in our favorite stuffed animals from home and pretend we are veterinarians.









Name _____

Is it a letter or a number?

This is a letter!

This is a number!

SAMPLE


Show what you know!
Let's categorize!

1 l	T	v
2	5	b
m	3	g
v	6	4
g	i	7


Farm food is produce! Fruit or vegetable?

1. Pass out the fruit – vegetable cards below.
2. Hold up an apple. Cut it and show that it has seeds. Explain that produce that have seeds are fruits. Ask which word says fruit.
 - Can the class find the word fruit? Fruit starts with the letter f. There is also a picture of an apple under the word fruit.
3. Hold up a piece of cauliflower. Cut it and show that it has no seeds. Explain that produce that do not have seeds are vegetables. Ask which word says vegetable. Where is the word vegetable? It starts with the letter v. It has the picture of the cauliflower under it. Ask which word is longer – fruit or vegetable?
4. Practice reading the words.
5. Hold up your produce. (Suggested foods are on page 334) Ask the class to place a chip on their prediction. Cut the produce to see if it has seeds. What is it, fruit or veggie? Place the chip on the correct answer. Repeat.


fruit




vegetable



fruit







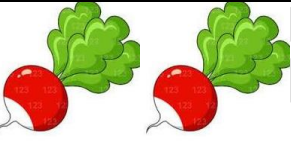




vegetable



What is your prediction? What is the right answer?

Your Prediction

What is it?

1. strawberry 	fruit vegetable	fruit vegetable
2. cucumber 	fruit vegetable	fruit vegetable
3. banana 	fruit vegetable	fruit vegetable
4. carrot 	fruit vegetable	fruit vegetable
5. radish 	fruit vegetable	fruit vegetable
6. lettuce 	fruit vegetable	fruit vegetable
7. potato 	fruit vegetable	fruit vegetable
8. green pepper 	fruit vegetable	fruit vegetable
9. tomato 	fruit vegetable	fruit vegetable

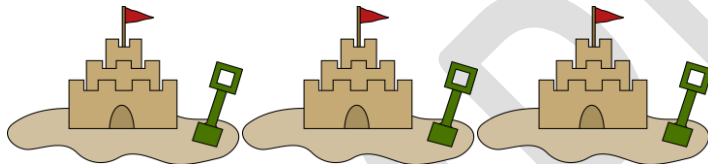


Vote starts with the letter v! When you vote you are deciding what the best choice is for you!


Let's vote!

What would you like do at the beach?
Vote for your favorite activity!

Make a Sand castle



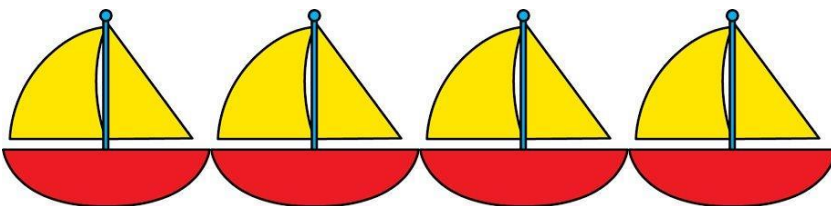
Surf



Collect Sea Shells



Ride in a Sail boat



Extension Lessons



sky,  grass, or  dirt letters? Pp. 421 - 422



Can I read it? Can I identify sounds? Pp. 423 - 424



A 4 Is it a letter or a number? Pp. 425 - 431



Let's create creature pictures using letters!
P. 432



Let's go on a letter hunt! Let's go on a word hunt! Pp. 433 - 444



Let's be word and sound detectives!
Pp. 435 - 438



Let's play The Name Game! Initial sound fun!
P. 439



Let's Put It Together! Time to segment! P. 440



Let's Listen for the Onset and the Rime! P. 441



When do I write and read capital letters?
What's my sentence stopper? P. 442



What is the difference between a fiction and non-fiction story? P. 443



What are opposites? P. 444



Synonyms: What are words that mean the same? Pp. 445 - 446



Kindergartener! Kindergartener! Can you count the number of letters in each box? Example page and design your own page. Pp. 447 - 448



Scavenger Hunts are fun! Pp. 449 - 451



When do I write capital I? Pg. 452 - 453
Let's sort capital I and lower case i.



Let's read an /like story! Pp. 454 - 455