


Let's Cross the Curriculum!

(Volume 1 – Revision 2)

Seasonal Language Arts, Social Studies, and Math Lessons

Constitution Day, Columbus Day, Halloween, Thanksgiving,
Christmas, Happy New Year, Winter, and the
100th Day of School



Ginny A. Dowd

Table of Contents



Chants across the Curriculum: Pages 6 – 9



Constitution Day

Pages 10 – 31

What does it mean?

Pages 11 – 12

Creative Writing

Pages 13 – 18

Language Arts

Pages 19 – 26

Mapping

Pages 27

Math

Pages 28 – 31



Columbus Day

Pages 32 – 58

Poem

Pages 33

Mapping

Pages 34 – 36

Creative Writing

Pages 37 – 44

Language Arts

Pages 45 – 50

Math

Pages 51 – 58



Halloween

Pages 59 – 134

Creative Writing

Pages 61 – 77

Language Arts

Pages 78 – 108

Social Studies

Pages 109 – 113

Math

Pages 114 – 134



Thanksgiving

Pages 135 – 237

Introduction

Pages 137 – 147

Habitats are Homes

The Pilgrims' History

Pages 148 – 179

Creative Writing

Pages 180 – 195

Language Arts

Pages 196 – 221

Math

Pages 222 – 237



Christmas

Pages 238 – 333

Creative Writing

Pages 240 – 258

Language Arts

Pages 259 – 299

Social Studies

Pages 300 – 313

Math

Pages 314 – 333



Winter

Pages 334 – 430

Creative Writing

Pages 336 – 356

Language Arts

Pages 357 – 399

Social Studies

Pages 400 – 405

Math

Pages 406 – 430



Happy New Year!

Pages 431 – 448

Creative Writing

Pages 432 – 438

Language Arts

Pages 439 – 445

Math

Pages 446 – 448



100th Day of School

Pages 449 – 468

Creative Writing

Pages 450 – 454

Language Arts

Pages 456 – 463

Math

Pages 464 – 469



Constitution Day



What is the meaning of the Constitution?

Pages 11 - 12

Creative Writing



Let's Write Our Own Constitution!

Pages 13 - 14



Animals and Their Constitutional Rights!

Pages 15 - 16



Wow! America: Why I love the U.S.A.!

Pages 17 - 18

Language Arts



Wow! America! Puzzle party — Choose a reason you love living in the United States and write it on the lines. Illustrate a picture to go with your sentence. On the back of your paper draw 8 to 10 lines for your puzzle pieces. Cut them out and put your puzzle together. Rotate around the room putting other classmates' puzzles together.

Page 19



Read and Match - Animals and Their Rights!

Pages 20 - 21



Follow those Rules! Class story. Each paragraph describes an animal that is breaking a rule. Read the clues and glue the animal being described in the box below the paragraph. (Animal pictures are on page 25.)

Pages 22 - 25



Follow those Rules! Central Idea and Details: Cut out the sentences at the bottom of the page. Read and sort. Can you find the sentence that tells what the whole story was about? Can you find the sentences that are just little details from the story?

Page 26

Social Studies



Map of the Original Thirteen Colonies

Page 27

Math



Constitution Day Word Problems: Let's listen for key numbers and key words.

Pages 28 - 29



How to Make Thirteen! (In honor of the Thirteen Original Colonies)

Pages 30 - 31



To put it simply, this is what the
Constitution says...



All of the people in our country,
including kids,
should work together to make things
better for everyone who lives here.



To make things fair and honest for
everyone.



To make sure we can all have a nice
life and get along with each other.



We should be protected from other
people or countries that might try
to hurt us.

We
the Students of the
United States...

By _____



Let's write our own Constitution!

I am a student in the United States of America. If I were to write my own constitution, these would be the rights I want everyone to have!



Names _____ and _____

Happy Constitution Day!



We all have rights.

What if animals had rights?

What would they be? Cut and glue.

I have a right to hop and eat flies.	
I have a right to walk slowly and live in a shell.	
I have a right to dig up bones and chase cats.	
I have a right to buzz and sting you.	
I have a right to swim in the sea and bite your leg.	
I have a right to moo and be milked.	
I have a right to make a nest and lay eggs.	



Name _____

You have a right to listen for key numbers and key words to help you solve these word problems!



1. When the United States became a country, there were thirteen colonies. Today there are fifty states. Which number is more? Write your key numbers and fill in the $<$, $>$ or $=$ sign.



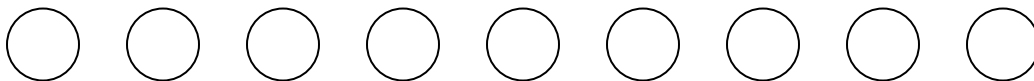
2. We all have rights! There were forty two men at the signing of the Constitution. Only thirty nine signed the Constitution. Which number is more? Write your key numbers and fill in the $<$, $>$ or $=$ sign.



3. The Constitution was signed in September. September is the ninth month. What month comes after September?




4. The Constitution was signed in September. September is the ninth month. Here are nine circles. Divide them into groups of three. How many groups can you make?



I made _____ groups of three circles.

Columbus Day



 Let's read a Christopher Columbus poem! Page 33

 Mapping: Columbus and His Journey: What went wrong? Page 34

1. Have the class color all of the water on the map blue. All of the land, except Antarctica, should be colored green. Do not color Antarctica.
2. Cut the map on the dotted lines.
3. Put the map together like a puzzle. Tell the class this is what the world really looks like.
4. Take the middle puzzle piece away and push the two remaining pieces together. Tell the class this is what Columbus thought the world looked like. He had no idea North America would get in his way!

 Go West, Columbus! A Direction Game: Pages 35 – 36


1. Cut out one of the moveable compass roses at the bottom of the game board. Which compass rose will you use? Choose cardinal directions or intermediate directions? Place the compass rose on one of the start boxes.

2. Cut out the direction cards. If you are reviewing cardinal directions do NOT play with the intermediate direction cards. Turn them upside down.

Page 36

3. Pull one card at a time. Read the direction. As you read, the students move their compass rose across the map. The goal: Go west just like Columbus until you win!

 Creative Writing: *Hey, Chris! Do you want to discover the world today?* Pages 37 – 40

 Creative Writing: *Sailing Vessel or Cruise Ship?* Using the internet, show the class pictures of a 1400's sailing vessel. Compare it to a Disney cruise ship. Use the word bank on pages 41 to compose question sentences. Example: Chris, did you know you can get a massage on a cruise ship?

Chris, did you know a cruise ship has bathrooms? Pages 41 – 44

 Christopher Columbus Timeline Pages 45 – 46








 Christopher Columbus Fact or Fiction Sort Pages 47 – 50

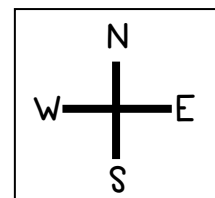
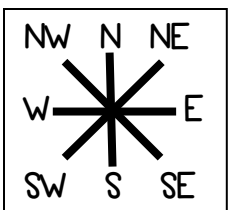
 Columbus Division With and Without Remainders Pages 51 – 58

Name _____

Let's go west with Chris!


Use your moveable compass rose as your ship! Put your direction cards in a pile. Choose one card and follow the directions as you sail across this game board.

You win! 						
You win! 						
You win! 						Start 
You win! 						Start 
You win! 						
You win! 						




Hey, Chris!
Do you want to
discover the world
today?
Let us tell you all about it!


By



The Nina



The Pinta



The Santa Maria

Chris, let us tell you about life today!



Chris, you didn't have a shower! Oh, my!



Chris, you didn't have a car! Oh, my!



Chris, you didn't have a TV! Oh, my!



Chris, you didn't have an oven! Oh, my!




Chris, you didn't have a lawnmower! Oh, My!


It's a Christopher Columbus Sort!

By _____


Christopher Columbus set sail on three ships.
Yes, that's true!



The Nina




The Pinta




The Santa Maria

Christopher Columbus set sail on three
tractors.


No, that's not true!



The Nina



The Pinta

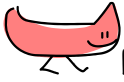


The Santa Maria

Oh Chris, this is non-fiction!	Oh Chris, this is fiction!

Name _____

Christopher Columbus Division



Draw 8 brown canoes. Divide them into groups of 2.

$$8 \div 2 = \underline{\hspace{2cm}}$$



Draw 4 blue clouds. Divide them into groups of 2.

$$4 \div 2 = \underline{\hspace{2cm}}$$



Draw 2 yellow stars. Divide them into groups of 2.

$$2 \div 2 = \underline{\hspace{2cm}}$$

Halloween



☾ Halloween Word List: Page 61



Creative Writing:



☾ My Halloween Dictionary

Pages 62 - 65

☾ The Bad Luck Black Cat

Pages 66 - 67

☾ Teach Me, Little Ghost!

Pages 68 - 69

☾ Halloween Cinquain

Page 70

Choose your favorite Halloween creature and follow the pattern.

☾ Creatures, What are you doing? Pages 71 - 74

☾ The Haunted House

Pages 75 - 77

A sequence story



Language Arts Lessons:



☾ Sequencing

Pages 78 - 79

Pumpkin Pumpkin by Jen Titherington

☾ Sentence Scramble

Pages 80 - 81

☾ Halloween Alphabetical Order

Pages 82 - 83

☾ Trick or Treat Night Sequencing

Pages 84 - 85

☾ Spooky Cause and Effect

Pages 86 - 88

☾ Don't be scared!

Pages 89 - 90

You are only following written directions!

☾★ Adjective, Noun, Verb Sort

Pages 91 - 92

☾★ Class Story and Inference

Pages 93 - 96

Little Ghost and the Things He Eats

☾★ Creative Writing

Pages 97 - 101

Miss Witch and the Hats She Wears

☾★ Class Story, Main Idea, and details

Pages 102 - 108

Miss Witch and Her Hats



Social Studies



☾★ Mapping & Following Written Directions Pages 109 - 113

Halloween Hats (Enlarge the map on page 112 to 121%.)



Math



☾★ Measurement Fun

Pages 114 - 119

Non-Standard Measurement

Measuring in Inches

Measure - Find the Half Way Point - Doubles Review

☾★ Spooky Fraction Fun

Pages 120 - 123

☾★ Pumpkin Seed Estimation

Page 124

☾★ Don't be scared! It's only a calculator!

Pages 125 - 127

☾★ Creatures in the Haunted House

Pages 128 - 131

Count, Graph, Add, Subtract,
Compare Numbers, and Multiply

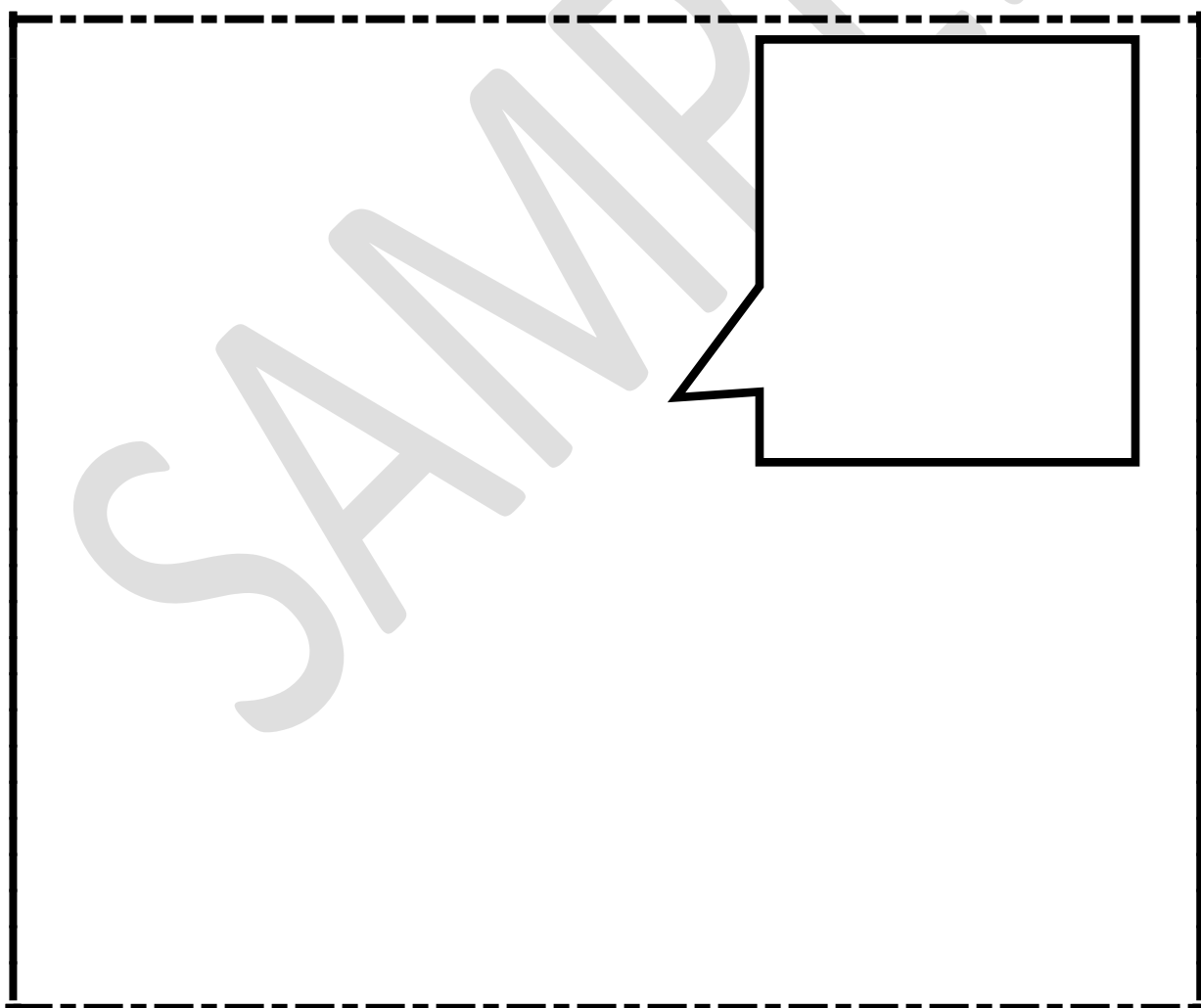
☾★ Kids and Halloween Creatures

Pages 132 - 134

Count, Graph, Add, Subtract,
Compare Numbers, and Multiply

Spooky creatures, what
are you doing to get ready
for Halloween?

By _____



Halloween is almost here! Boo!
What are all of those spooky creatures doing to get ready
for their big night?



Black bat, what you doing right this minute?



Wicked witch, what you doing right this minute?



Little ghost, what you doing right this minute?



Black cat, what you doing right this minute?







Big monster, what you doing right this minute?

Name _____







Oh, no! This is scary! My Halloween words are **NOT** in a, b, c order! Help!

a b c d e f g h i j k l m n o p q r s t u v w x y z


	jack-o-lantern	1.
	ghost	2.
	costume	3.
	vampire	4.

a b c d e f g h i j k l m n o p q r s t u v w x y z

	witch	1.
	haunted house	2.
	bats	3.
	candy	4.

Name _____

Vocabulary



- | | | |
|-----------------|-----------|---------|
| 1. little ghost | invisible | problem |
| 2. spooky | banana | vampire |
| 3. watermelon | melt | goblin |
| 4. creepy | suddenly | climb |
| 5. fishing | popped | sticky |
| 6. bubble | spooky | germs |

If you were a ghost, what would you like to eat?

Name _____

Little Ghost and the Things He Eats



Little ghost loves being invisible, but he has a problem. No one can see him! What can little ghost do so his spooky friends will be able to see him and have fun with him? I know! He will eat and drink food that will change his color!



Little ghost ate a banana! He turned yellow! He went to the beach with his friend spooky vampire! Oh, no! The sun was so hot little ghost started to melt! Yellow is not the color for him! What should little ghost do to cool off?



Little ghost ate a watermelon! He turned red! He went to climb a tree with his friend, creepy goblin. Little ghost was sitting in the tree when suddenly a farmer tried to pick him! What did the farmer think little ghost was?

Little ghost did NOT want to be baked in an apple pie! Red is NOT the color for him!

Name _____






Don't be scared! It's only estimation!

An estimate is a good guess!



Pumpkin Seed Estimation

The Total #

 Estimate 1	3 10 100	
 Estimate 2	11 25 50	
 Estimate 3	25 49 90	
 Estimate 4	5 10 20	
 Estimate 5	Your own guess!	

Thanksgiving

The introduction: What makes a good home?



What makes a good home? Let's infer! Pages 137 – 138



Creative Writing: Habitats are Homes Pages 139 – 140



Class Story: *Habitats are Homes* Pages 141 – 143



Habitat Cause and Effect Pages 144 – 145



What does your home need? Pages 146 – 147

The Pilgrims' History



The Pilgrims' Story:
Do you like having rights? Pages 148 – 149



The Crossing of the Mayflower: A Dangerous Journey
Questions and Answer Key Pages 150 – 155



Go west with the Pilgrims:
A Mapping Game Pages 156 – 157

1. Cut out one of the moveable compass roses at the side of the game board. Which compass rose will you use? Choose cardinal directions or intermediate directions? Place the compass rose on one of the start boxes.
2. Cut out the direction cards on page 156. If you are reviewing cardinal directions don NOT play with the intermediate direction cards. Turn them upside down.
3. Pull one card at a time. Read the direction. As you read, the students move their compass rose across the map. The goal: Go west just like Pilgrims until you win!



Native American Symbols Pages 158 – 171



Fun with a, b, c order Pages 158 – 164



Let's Make a Native American Dictionary Pages 165 – 171




Let's compare our lives today with the Pilgrims' lives long ago with Venn diagram (Enlarge the Venn to 12 1/2%) Pages 172 – 174




Readers' Theater
Test your Pilgrim Knowledge! Pages 175 – 179

Creative Writing

 Now that we know about the Pilgrims, let's list the reasons we would and would not want to be one! Pages 180 – 181


 Who and what are you thankful for? Pages 182 – 183

 What are you thankful for? A rhyming story Pages 184 – 185

 Animal! Animal! What are you thankful for? Pages 186 – 189

 Thank you notes Pages 190 – 191

Choose a person or an animal. What would they say in a thank you note? Example: Dear mom, Thank you for helping me learn how to swim fast, bite people, and eat fish. Love, baby shark

 Turkey Talk: What can a clever turkey say to convince a farmer not to cook him for Thanksgiving dinner? Pages 192 – 194

 A Turkey Acrostic Page 195

Language Arts

 Thanksgiving Fact or Fiction Sort Pages 196 – 199

 Let's Talk Turkey! Fact or Fiction Sort Pages 200 – 203

 Thanksgiving Alphabetical Order Page 204

 Turkey Graphic Organizer Pages 205 – 206

 Class Story: *Run, turkey, run!* Pages 207 – 215

- Writing the end of a story
- Mapping
- Creative Writing

 Class Story: *What Are You Thankful For?* Pages 216 – 221

- Comprehension, Central Idea and Details

Math

 Where can a turkey hide? Run, turkey, run! Pages 222 – 227

- Tally, graph, analyze data
- Skip count by 5's, graph, odd or even, analyze data

 Turkey-tastic Word Problems Pages 228 – 229

 Subitizing: Let's look at ten frames! Pages 230 – 232

 Birds on the Farm Pages 233 – 237

- Skip count by 5's, odd and even numbers
- Graph, compare numbers
- Analyze data, word problems

People



Man




woman



boy




girl



friends

Animals



turkey



buffalo



turtle



bear



snake



fish



many fish



eagle

Landforms



river



mountains



lake



grass

Feelings



sad



happy



help



wise



good



bad

Name _____

1. Put each set of words into a, b, c, order.
2. Write the word.
3. Use your Native American Dictionary to draw the symbol underneath each word.

a b c d e f g h i j k l m n o p q r s t u v w x y z

see	Word 1:
go	Word 2:
drum	Word 3:

Name _____

Let's use our Native American Dictionary to answer these questions. Draw a symbol to fill in each answer.

1. What is your favorite kind of weather?



2. How are you feeling today?



3. What season is it?





Let's make a Venn diagram comparing our lives today to the Pilgrims' lives long ago. In each set of three sentences there is one that describes life today, life in the Pilgrims' time and how we are alike.

1.

I live in a house.	I have to stand when I eat. I cannot talk unless an adult talks to me first.
I can have my own bedroom. I sleep in a bed.	I eat dinner with my family.
I sleep in the attic on the floor.	When I eat dinner with my family I sit in a chair. I can talk to my whole family any time.

2.

3.

My mom buys our food at the grocery store.	The boat we traveled in had no motor.
There were no grocery stores. We had to hunt and farm to have food.	I love to ride the waves in a motor boat!
I can plant seeds in my garden.	Boats help us sail across the water.

4.

5.

My house is heated by a fireplace. It is not very warm in the winter.	I go to school with my friends.
My house is heated by a furnace. It's cozy and warm in the winter.	I don't go to school. If I am lucky, I am taught at home by my parents.
In the winter we wear heavy clothes to try to stay warm.	We rely on our parents to teach us things.

6.









Name _____

It's November! Turkeys, BEWARE!!! what can a clever turkey say to convince you not to cook him for Thanksgiving dinner?





Name _____

Let's make a graphic organizer for a turkey!

 Predators 	 Diet 
 Habitats 	 Body 

Turkey Graphic Organizer

1.  Cut one row out at a time.
2.  In each row there is a word that describes a turkey's predator, habitat, diet, or body part.









feathers	acorns	forest	people
seeds	wattle	raccoons	woods
foxes	clearings	beak	berries
grass	legs	farms	snakes
meadows	small bugs	eyes, ears, feet	skunks

Name _____



It's November! You know what that means! Run, turkey, run!


Where are they? How many? Show that number in tally marks!

The Farm 	5	
The Woods 	6	
My teacher's house 	8	
My School 	10	
The Pool 	12	
The Park 	4	
The Duck Pond 	7	
McDonald's 	9	


Name _____



Where are those turkeys hiding?



Look at your graph and see!



The
Farm



The
Woods



My Teacher's
House



My
School



The
Pool



The
Park



The Duck
Pond



McDonald's



Let's analyze our turkey data.



1. Where were the most turkeys hiding?



2. Where were the least amount of turkeys hiding?



3. Where are 9 turkeys hiding?



4. Are more turkeys hiding at the _____ duck pond or _____ my teacher's house?

the duck pond

my teacher's house



5. There are 5 turkeys at the farm. Is that an odd or an even number? _____



6. Where are two other places that have an odd number of turkeys hiding there?

_____ and _____



7. Where are two places that have an even number of turkeys hiding there?

_____ and _____

Let's add.

1. The farm _____ + the woods _____ = _____

2. The park _____ + McDonalds _____ = _____

3. my school _____ + the woods _____ = _____

4. the park _____ + the farm _____ = _____

5. McDonalds _____ + my school _____ = _____

6. the farm _____ + McDonalds _____ = _____

7. The Farm _____ + Kyle School _____ = _____










Christmas and Hanukkah



Creative Writing



-  Christmas Word List Page 240
-  A Christmas True – False Test Pages 241 – 242
-  Christmas Haiku Page 243
-  Santa Acrostic Page 244
-  Santa Questions and Answers Page 245 – 248
-  Big Problems at the North Pole Pages 249 – 250
-  Dear Santa, Pages 251 – 252


My name is _____.

Let me tell you three things about me.


Here is why I should be on the good list.

I want to ask you some questions.

This is what I want for Christmas.

-  Guess what I want for Christmas? Pages 253 – 254
writing present questions and their answers
Example: who wants a bone, Frisbee, and new leash for Christmas?
It is a dog!





-  Helping Santa at the North Pole Pages 255 – 256
what jobs will Santa give you to do?








-  What is it? Can you guess? Pages 257 – 258
(writing clues about specific people, animals, or things)



Language Arts



-  Christmas Riddles Pages 259 – 265
-  North Pole Sentence Scramble Pages 266 – 269
-  Christmas Cause and Effect Pages 270 – 273
-  Christmas Plurals or Possessives Pages 274 – 277

 Elf Glyph	Pages 278 – 280
(Learn about me by looking at my elf! Enlarge paper 121%.)	
 Adjective, Noun, Verb Sort	Pages 281 – 283
 A, B, C Order	Pages 284 – 285
and Following Written Directions	
 Christmas Coordinate Mapping	Pages 286 – 288
 Christmas Tree Sequencing	Pages 289 – 291
 Class Story: <i>How Santa Met Mrs. Claus</i>	Pages 292 – 294
<ul style="list-style-type: none"> • Vocabulary • Infer • Predict 	
 Class Story: <i>Abby is on the Bad List!</i>	Pages 295 – 299
<ul style="list-style-type: none"> • Vocabulary • Comprehension • Sequencing 	



Social Studies









 North Pole Mapping (Enlarge map on page 301 to 121%.)	Pages 300 – 303
 Santa Across the United States	Pages 304 – 311
 Venn Diagram (Comparing Christmas & Hanukkah)	Pages 312 – 313



Math



 M and M Christmas Math	Pages 314 – 316
<ul style="list-style-type: none"> • Estimate, Add, <, > or = 	
 Let's count money Santa style!	Pages 317 – 324
 A Christmas Present Survey	Pages 325 – 327
<ul style="list-style-type: none"> • Tally, Graph, and Analyze Data 	
 Solid Figures: Let's design a new toy for Santa!	Pages 328 – 329
<ul style="list-style-type: none"> • Classify, Design, and write 	
 Tree-mendous Word Problems	Pages 330 – 331
 Base Ten: What's my number?	Pages 332 – 333

Name _____

Big Problems at the North Pole

Oh, no! It's **D**ecember and **C**hristmas is almost here! **S**anta is having all kinds of problems at the North Pole!



The Problem





The Solution





The Problem





The Solution



The Christmas Riddle Book

By _____

SAMPLE

**Lots of little elves work for me.
I have a great big
ho – ho – ho and a big round belly.
I check my lists to see if you
have been very nice!
My wife makes her cookies with
sugar and spice! YUM!!!**

I am _____!



Name _____

Is it a Christmas plural or a Christmas
possessive?



There are three _____ under the
Christmas tree. presents present's

Blank box for writing the answer to the first question.



_____ house is covered with snow!
Santas Santa's

Blank box for writing the answer to the second question.

Name _____



Santa wants to see you count money!
Let's count dimes and pennies!



1. Show Santa 4 dimes and 2 pennies. _____
2. Show Santa 3 dimes and 1 penny. _____
3. Show Santa 5 dimes and 4 pennies. _____
4. Show Santa 8 dimes and 3 pennies. _____
5. Show Santa 6 dimes and 5 pennies. _____

Ho! Ho! Ho! Santa wants you to get four M & M's!

6. Show Santa 1 dime and 1 penny. _____
7. Show Santa 9 dimes and 3 pennies. _____
8. Show Santa 2 dimes and 2 pennies. _____
9. Show Santa 8 dimes and 6 pennies. _____
10. Show Santa 3 dimes and 3 pennies. _____

Ho! Ho! Ho!

Santa wants you to put a star on your paper!



Names _____ and _____
Ho! Ho! HO! It would be tree-mendous if you solved these word problems! Don't forget to look for key words and key numbers!



Five elves are making trains for Santa. Six elves are making bikes for Santa. How many elves are helping Santa altogether?



There are ten elves decorating the Christmas tree. Three of the elves just went to help Mrs. Claus make cookies. How many elves are left decorating the Christmas tree?



Eight reindeer are flying in the sky. Six reindeer are prancing in the woods. How many more reindeer are flying than prancing?



Santa ate two cookies in the morning. He ate three cookies in the afternoon and four cookies before he went to bed. What is the sum of cookies Santa ate today?










Winter



Creative Writing








-  Word Bubbles and Quotation Marks Pages 336 – 341
-  What is it? Can you guess?
Let's write clues for a snowman! Pages 342 – 343
-  How to Build a Snowman Pages 344 – 346
How to book. Don't forget the word bank on page 344.
-  Winter and Snow Acrostics Pages 347 – 348
-  I lost my mitten in the snow! Pages 349 – 351
Which one is it? Do you know? Have the class design mittens. This coincides with the math activity on page 430. When the mittens are finished, take one of them away from each student. Looking at the remaining mitten, the class writes clues describing it. Be sure to have the class use color, number, and design words on page 349.
-  Winter is... Pages 352 – 353
-  Dear Snowman, Pages 354 – 356
Let me tell you all about summer!
Read the letter on page 354 to get your students inspired.



Language Arts



-  Alphabetical Order Page 357
-  Winter – Summer Sort Pages 358 – 361
-  Cause and Effect Pages 362 – 365
-  Central Idea and Details Pages 366 – 369
-  Let's make a snowman diagram Pages 370 – 372
(Enlarge page 372 to 121%.)

Snowman Sequencing

Pages 373 – 374

Class Stories

Little Penguins Tale

Pages 375 – 382

Introduction to Context Clues. Let's write the end of a story.

Coordinate Mapping (Enlarge map on page 381 to 121%)

Following Written Directions

The Snowman: Reading for Comprehension

Pages 383 – 385

My Snowman in the City: Context Clue Review

Pages 386 – 388

My Snowman Wants to Learn! Inference

Pages 389 – 391

Find the Gooby! More Context Clue Review

Pages 392 – 396

Let's make a snowman glyph! (Enlarge page 399 to 121%.)

Pages 397 – 399



Science and Social Studies



Classifying Solids, Liquids and Gases

Pages 400 – 401

Weather Mapping (Color the temperatures)

Pages 402 – 405



Math



Let's buy mittens and gloves!

Pages 406 – 413

Adding without regrouping

Pages 406 – 409

Adding with regrouping

Pages 410 – 413

Snowman Fractions

Pages 414 – 417

Snowman Ratios

Pages 418 – 419

Winter Word Problems

Page 420

Tacky the Penguin Word Problems

Page 421

Penguin Graphing and Analyzing Data

Pages 422 – 429

What would penguins do in warm weather?

What people activity do penguins want to try?

Congruent Mittens

Page 430

Name _____

If a snowman could talk, what would he tell us about his life? Don't forget your quotation marks!



The snowman cried,



The snowman laughed,



The snowman yelled,



The snowman whispered,

It's winter! BRRRR!!!! I want to warm up! I am thinking of summer and hot weather! Let's sort these winter words and summer words! Divide a paper into two sections. Write winter words on one side and Summer words on the other. Which of these words will make you feel warm and toasty? Which of these words will make you feel so cold?

suntan lotion	swimming	snowballs
mittens	snowstorms	picnics
surfing	snow boots	icy
freezing	sweating	mittens
cold	hot	snorkeling
blizzard	sunburn	air conditioning
heater	snowman	frosty
hockey	lifeguard	baseball
watermelon	sledding	cookouts
sand castles	snow forts	ice skating

Name _____

❄️❄️❄️winter❄️❄️❄️

☀️summer☀️

SAMPLE

Name _____

Snowman Central Idea and Details



The Central Idea



The Little Details



The Central Idea



The Little Details





Group 1

He has raisin eyes.

He has sticks for arms.

He has a carrot nose.

There are lots of body parts on a snowman.

He has a button mouth.



Group 2

He threw snowballs at my teacher.

He ate snow cones with my mom.

The snowman came to life.

He went ice skating with my brother.

He went sledding with my dad.

Name _____



Let's learn some silly nonsense words to help us read snowman stories!

1. Mr. Snowman	alive	weather	yesterday
2. learning	city	chignut	hooba
3. animals	zagit	blugaboo	
4. fruit	chooga	biznot	
5. sheera	tigers	lions	bears



If you were a snowman, where would you like to visit to learn about the city you live in?



What would you do there?

Let's use context clues to help us figure out silly words!



My Snowman in the City

My snowman loves being alive! He loves me and the snow and the cold weather! Most of all he loves learning new things about the city we live in.

Yesterday my snowman went to the *chignut*. What's a chignut, you ask! Read the clues and you will know! My snowman had so much fun at the *chignut*. He saw lots of animals in cages. He was scared when he saw the lions and the tigers and the bears. He thought the monkeys were funny! What is a *chignut*?



When we left the *chignut*, my snowman saw a *zagit*. It had two wheels, a seat, pedals, and a bell. A little girl was riding her *zagit* on the sidewalk. What is a *zagit*?



After we saw the *zagit*, my snowman was hungry so he ate a *blugaboo*. A *blugaboo* is red. It has a stem and seeds. It grows on trees. It is a yummy fruit that you can make into a pie. I told my friend the snowman *blugabbo's* can be yellow and green too! What is a *blugaboo*?



After my snowman ate the *blugaboo* he wanted to pet a *hooba*. A *hooba* is an animal. It is black and white and it smells when it sprays you! What is a *hooba*?



Name _____

Let's build a snowman!

1. Label your coordinate boxes. _____

c – 3 Color three mittens red and one mitten blue.

Write the fractions. _____ red _____ blue

a – 1 Color two hats orange and three hats green.

Write the fractions. _____ orange _____ green

b – 2 Color two boots black, one boot blue, and three boots red. Write the fractions. _____ black _____ blue _____ red

b – 3 Color four carrots orange and one carrot yellow.

Write the fraction. _____ orange _____ yellow

a – 2 Color one pipe purple and one pipe yellow.

Write the fractions. _____ purple _____ yellow

c – 1 Color three hearts red, two hearts orange, four hearts yellow and one heart purple. Write the fractions.

_____ red _____ orange _____ yellow _____ purple

a – 3 Color two buttons blue, one button yellow, and five buttons orange. Write the fractions.

_____ blue _____ yellow _____ orange

b – 1 Color one hat black, one hat green, and one hat red.

Write the fractions. _____ black _____ green _____ red


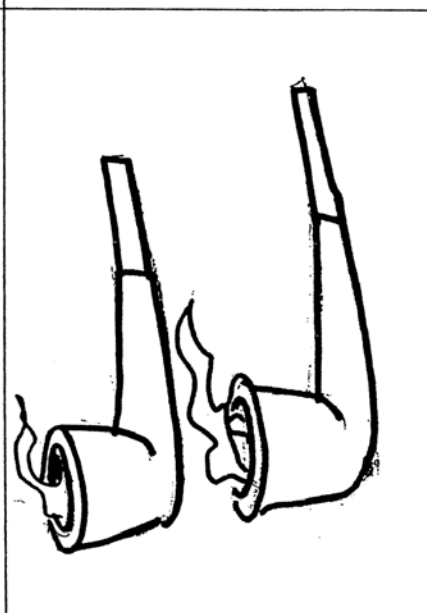

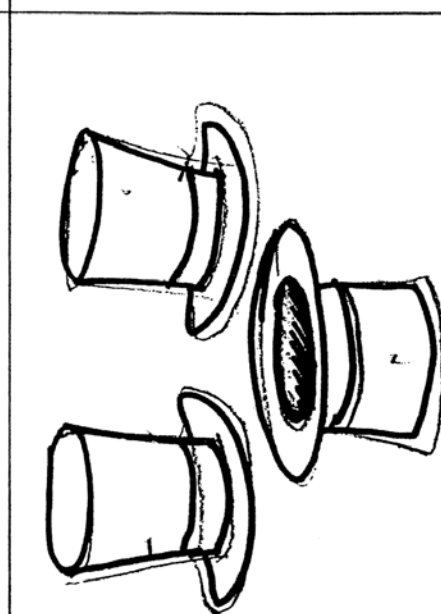
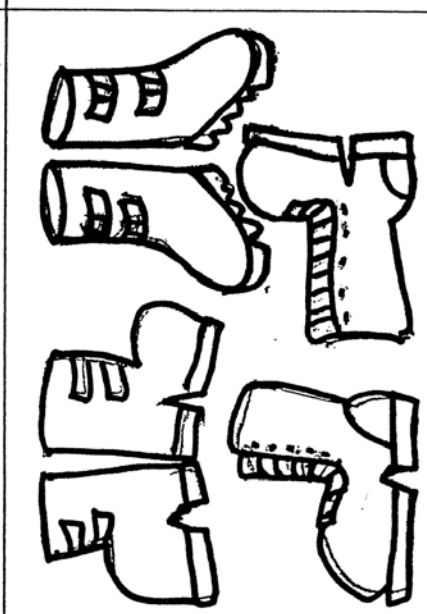




c – 2 Color four sticks brown, one stick green, and two sticks black. Write the fractions.

_____ brown _____ green _____ black

II. Now look at all of the pictures. Make a snowman using

- | | |
|----------------------------|------------------------------|
| * one of the hats _____ | * three of the buttons _____ |
| * two of the boots _____ | * two of the sticks _____ |
| * four of the hearts _____ | * one of the carrots _____ |
| * one of the pipes _____ | * two of the mittens _____ |







Happy New Year!



Creative Writing



Welcome Back to School
and Happy New Year Questions

Pages 432 - 433



My Own New Year's Resolutions

Pages 434 - 436



Hey, animal! What's your New Year's resolution?

Pages 437 - 438

Language Arts



New Year's Resolution Read and Match

Pages 439 - 440



Animals and their New Year's
Resolutions - Class Story

Pages 441 - 443



Central Idea and Details of the story

Pages 444 - 445

Math



January Calendar Fun!

Pages 446 - 448

Happy New Year!

What are your New Year resolutions?



By _____

A resolution is a promise to try to do something better or learn something new. People like to make resolutions at the start of a new year! What are your New Year's resolutions?

1. What is your New Year's resolution for your family?

2. What is your New Year's resolution for your friends?

3. What is your New Year's resolution for school?

4. What is your New Year's resolution to be a better you?

Happy New Year!
Animals, what are your New Year resolutions?



By _____

A resolution is a promise to try to do something better or learn something new. People like to make resolutions at the start of a new year! This is fiction fantasy! What are these animals promising to do in the New Year?



Skunk, what is your New Year's resolution?



Turtle, what is your New Year's resolution?



Dog, what is your New Year's resolution?

Name _____



Happy New Year



Can you read the words in our story?

1. resolution

practice

chasing

2. promise

animals

headache

3. yourself

rattlesnake

shaking

4. contest

tweeting

5. neighborhood

Happy New Year!

What would a baby monkey like to learn how to do this New Year?

What would a baby monkey like to stop doing in order to be a better animal?

New Year's Resolutions

Happy New Year! What's your New Year's resolution? Do you remember what a resolution is? It's a promise you make to yourself to learn something new or be better at something! Hey, animals! What are your New Year's resolutions? Tell us all about them!

Is this story realistic fiction or fiction fantasy?

realistic-fiction

fiction-fantasy

How do you know?

Rattlesnake, what is your New Year's resolution? I want to stop shaking my rattle in my mom's ear. It gives her a headache! I promise to remember to say excuse me when I burp after I have eaten a juicy mouse!

Instead of shaking his rattle in his mom's ear, what can rattlesnake do for fun when he wants to play?



Happy New Year rattlesnake, frog, bird, and dog! I hope your New Year's resolutions happen for you!

What was the main idea of the story?

--

What were the details?

Write your own detail from the story.

--

Rattlesnake wants to stop rattling in his mom's ear.
Dog wants to make friends with the cats in his neighborhood.
Frog wants to be a better jumper so he can win the Frog Jumping Contest.
Some animals want to tell you all about their New Year's resolutions!
Bird wants to stop throwing rotten eggs at the hungry cats in the garden.
Rattlesnake wants to say excuse me after he burps.

Rattlesnake wants to stop rattling in his mom's ear.
Dog wants to make friends with the cats in his neighborhood.
Frog wants to be a better jumper so he can win the Frog Jumping Contest.
Some animals want to tell you all about their New Year's resolutions!
Bird wants to stop throwing rotten eggs at the hungry cats in the garden.
Rattlesnake wants to say excuse me after he burps.

Name _____



Let's make a resolution to learn all about January!

1. How many days are in January?

28 30 31

2. Fill in all of the days in your January calendar. Don't forget to STOP at 31! _____

3. What is the first day in January?

Sunday Monday Tuesday Wednesday Thursday Friday Saturday

4. What is the last day in January?

Sunday Monday Tuesday Wednesday Thursday Friday Saturday

5. How many Mondays will there be?

3 4 5 6

6. How many Fridays will there be?

3 4 5 6

7. What day will January 7th be?

Sunday Monday Tuesday Wednesday Thursday Friday Saturday

8. What day will January 25th be?

Sunday Monday Tuesday Wednesday Thursday Friday Saturday

The 100th Day of School



Creative Writing

 Happy 100th Day of School Question Page 450

 Let's write a 100th Day of School Party Invitation

Standard format Page 451

 Let's write a 100th Day of School Party Invitation in paragraph form. Use the standard format as your graphic organizer. Page 452

 Creative Writing Pages 453 – 454

If I've told you once, I've told you 100 times.... The class writes advice that they have heard or would like to give to people. Examples: If I told you once, I've told you 100 times... always wear your seatbelt! If I told you once, I've told you 100 times... never kiss a crocodile!

Language Arts

 Let's make sentences that rhyme! Pages 455 – 456

 Let's add adjectives to silly sentences! Pages 457 – 459

 A 100th Day of School Story! Pages 460 – 463

Math

 Let's make a 100th Day of School Party Mix! Page 464

 Let's conduct a party mix survey and analyze data! Pages 465 – 467

 How long is 100 seconds? Let's time it and see. What can you do in 100 seconds? How many times can you write your name? What number can you count to in 100 seconds? Pages 468 – 469

Name _____

If I told you once, I've told you one hundred times...

100 100 100 100 100 100

I've told you one hundred times...

100 100 100 100 100 100

I've told you one hundred times...

100 100 100 100 100 100

I've told you one hundred times...

Name _____

100 what??????

 One hundred <u>cats</u>	
 One hundred <u>frogs</u>	
 One hundred <u>stars</u>	
 One hundred <u>ducks</u>	
 One hundred <u>kittens</u>	
 One hundred <u>pigs</u>	
 One hundred <u>kings</u>	
 One hundred <u>chicks</u>	
 One hundred <u>cows</u>	
 One hundred <u>bees</u>	
 One hundred <u>girls</u>	
 One hundred <u>flowers</u>	

Let's rhyme!

- 1. Cut each column out. This will give you two sets of answers for the lesson on page 440.**
- 2. Read the beginning of each sentence. Can you find the ending that rhymes with it?**
- 3. Glue it next to it.**

bloom in one hundred <u>towers.</u>	bloom in one hundred <u>towers.</u>
knitted one hundred <u>mittens.</u>	knitted one hundred <u>mittens.</u>
have one hundred <u>rings.</u>	have one hundred <u>rings.</u>
played one hundred <u>tricks.</u>	played one hundred <u>tricks.</u>
took one hundred <u>bows.</u>	took one hundred <u>bows.</u>
kissed one hundred <u>hogs.</u>	kissed one hundred <u>hogs.</u>
put on one hundred <u>purple wigs.</u>	put on one hundred <u>purple wigs.</u>
buzzed in one hundred <u>trees.</u>	buzzed in one hundred <u>trees.</u>
wore one hundred <u>hats.</u>	wore one hundred <u>hats.</u>
have one hundred <u>curls.</u>	have one hundred <u>curls.</u>
are in one hundred <u>jars.</u>	are in one hundred <u>jars.</u>
drove one hundred <u>trucks.</u>	drove one hundred <u>trucks.</u>

Name _____



A minute is **only 60 seconds!** 100 seconds are **more than a minute!** Let's see what **you** can do in 100 seconds! Make a prediction. How many times do you think you can write your name in 100 seconds?

I can write my name _____ times in 100 seconds.

Don't start until I say go! Good luck!

1.	2.	3.
4.	5.	6.
7.	8.	9.
10.	11.	12.
13.	14.	15.
16.	17.	18.
19.	20.	21.
22.	23.	24.
25.	26.	27.
28.	29.	30.
31.	32.	33.

SAMPLE