

This is the suggested order for teaching the hunks and chunks in kindergarten.

The art of hunking and chunking usually starts at the end of the third grading period and is introduced and reviewed until the end of the fourth grading period when school ends. One hunk and chunk is introduced a week.

 Week 1: sh

 Week 2: ch

 Week 3: th

 Week 4: oo (school)

 Week 5: ing

 Week 6: ar

 Week 7: or

 Week 8: ow

 Week 9: ea

The Kindergarten Phonics Dance Board

What should the Phonics Dance bulletin board look like in kindergarten? Each hunk and chunk will be placed in its own house. The order each hunk and chunk is introduced is entirely up to you.

sh

ch

th

oo

ing

ar

or

ow

ea



The Phonics Dance Board Grades 1 - 3



What should the Phonics Dance bulletin board look like? Once all of the hunks and chunks have been introduced? This chart shows the families that need to stay together. The order each hunk and chunk is introduced is entirely up to you.


sh ch th	oa ___ow	tion sion
	ea ee	wr kn
ow ou	igh	ph
ing all	ai eigh ___ay	wh
ar or	ir ur ___er	root word ed
oo (bully brothers)	oi ___oy	ion
oo ui ___ew (sweeties)		ank ink
	aw au	aught ought
ice ace		




Don't forget to make your hunk and chunk houses! Be sure to keep all of your sound families together on a colored cut out piece of paper. If you introduce *aw*, but don't plan on teaching the *au* hunk and chunk for another month, save space in the corresponding area.


This is the suggested order for teaching the hunks and chunks in first and second grade. Remember: You can change the order. Just be sure you introduce the easiest hunk and chunks first!

 Week 1: Introduce and review sh and ch
End of week sh and ch review


 Week 2: Introduce and review th
sh, ch, and th review
Introduce and review ing


 Week 3: Introduce and review all
ing and all review
Introduce and review aw

 Week 4: Introduce and review ar and or
ar and or review


 Week 5: Introduce and review oo (Captain Hook)
Introduce and review oo (school)
oo (hook) and oo (pool) review


 Week 6: Introduce and review ending ew
oo (school) and ew review
Introduce and review Super Silent e (Extension Pages)


 Week 7: Introduce and review ow
Introduce and review ou
ow (cow) and ou review


 Week 8: Introduce and review ea
Introduce and review ee
ea and ee review


 Week 9: Introduce and review oa
Introduce and review ending ow as long strong o
oa and ow review


 Week 10: Introduce and review ice
Introduce and review ace
ice and ace review


 Week 11: Introduce and review oi
Introduce and review oy
oi and oy review

 Week 12: Introduce and review ink
Introduce and review ank
ink and ank review


 Week 13: Introduce and review ai
Introduce and review eigh
Introduce ay


 Week 14: Review ay
ai, eigh, and ay review
Introduce and review igh

 Week 15: Introduce and review ir
Introduce and review ur
ir and ur review

 Week 16: Introduce and review er
ir, ur and er review
Introduce and review short vowel ck (extension pages)


 Week 17: Whole Week wh

 Week 18: Introduce and review wr
Introduce and review kn
Introduce ph

 Week 19: Review ph
Review wr, kn, ph
Super Silent e – short vowel ending in ck review
(extension pages)
Introduce and review ion



















 Week 20: Introduce and review tion
Introduce and review sion
Review tion, sion, and ion

 Week 21: Introduce and review ui
Review ui and ew
Introduce and review au

 Week 22: Introduce and review aught
Introduce and review ough
Review aught and ough

 Week 23: Whole week ed at the end of the root word

 Week 24 – end of year: Extension Lessons

- | | |
|---|---|
|  Super Silent e |  Irregular Plurals (Silly Plurals) |
|  Short Vowel ending ck |  Consonant cluster vs. ir and ur |
|  ending ck and Super Silent e review |  Drop the e. Add ing. |
|  Old |  Possessives |
|  Mystical Magical Y |  Compound Words |
|  Soft c and Hard c |  Adjectives, Nouns, and Verbs |
|  Prefixes and Suffixes |  ink, ank, unk |
|  Contractions |  ing, ang, ung |
|  Drop the y. Add ies. |  itch and atch |

Here is the order we learn language arts concepts in first and second grade. They are introduced and reviewed during Word Wall Fun.
This order can easily be changed.

 Week 1: Common Nouns and Proper Nouns

 Week 2: Synonyms
First Day of ing introduce bracketing the root word

 Week 3: Bracketing words
Antonyms


 Week 4: Plurals ending with s or es

 Week 5: Noun Review and Introduction to Pronouns

 Week 6: Noun Review
Introduction to Verbs

Week 6: Introduce Super Silent e
See extension pages

 Week 7: Noun and Verb Review
Introduction to Adjectives

 Week 8: Adjective, Noun, and Verb Review
(These will be revisited in the extension lessons.)

 Week 9: Alphabetical Order

 Week 10: Syllables

 Week 11: Compound Words
(This concept will be revisited in the extension lessons.)

 Week 12: Consonant clusters

 Week 13: Context Clues using synonyms

**Week 16: Introduce ending ck
See extension pages**

 Week 14: Contractions
(This concept will be revisited in the extension lessons.)

 Week 15: Possessives
(This concept will be revisited in the extension lessons.)

 Week 16: Homophones

 Week 17: Homonyms
Homonym and Homophone Review

 Week 18: Review of all concepts previously taught

 Week 19: Review of all concepts previously taught

 **Week 20 – end of year: Extension Lessons**

 Super Silent e

 Short Vowel ending ck

 ending ck and Super Silent e review

 Old

 Mystical Magical Y

 Soft c and Hard c

 Prefixes and Suffixes

 Contractions

 Drop the y. Add ies.

 Irregular Plurals (Silly Plurals)

 Consonant cluster vs. ir and ur

 Drop the e. Add ing.

 Possessives

 Compound Words

 Adjectives, Nouns, and Verbs

 ink, ank, unk

 ing, ang, ung

 itch and atch